

## Factsheet 164 ME



# Range 164

## ME



ME - the customized chair for optimum comfort and flexibility. Thanks to its modular design principle, it meets all customer requirements and international certification standards. With its particularly large adjustment ranges, the ME is also suitable for especially small and large users. This makes the ME one of the few chairs on the market that, with the appropriate equipment, can meet the very strict new European standard 1335 type AX.

The intuitive operation and ease of use make it easy to make the desired adjustments. No long trial and error or cumbersome readjustment, ME effortlessly adapts to individual needs. Whether leaning forward while writing or leaning back while talking on the phone, ME adapts perfectly to any sitting posture.

You can choose between a synchronous mechanism with automatic weight adjustment and a synchronous mechanism with manual weight adjustment. Both mechanisms are available with the patented ProgressiveMotion module. This enables the ME swivel chair to automatically perform multidimensional movements, promoting comfort and well-being.

The design concept combines the backrest (height-adjustable by 70 mm on request) and seat into a single unit whose contours appear harmonious from every perspective. Clear edges merge into soft surfaces. This contrast creates exciting surfaces and an attractive appearance with high recognition value.

ME  
at a glance



**Modular configuration**  
With over 1 million variants, the modular design concept allows ME to be perfectly adapted to any tender or customer requirement.



**Ergonomics**  
The patented ProgressiveMotion module ensures outstanding ergonomics and an unparalleled user experience.



**Design**  
Integrative design, well engineered down to the smallest detail - for an attractive appearance with high recognition value. A wide range of functional, comfort and design elements makes it possible to design the ME to meet any desire.



**Sustainability**  
ME meets strict sustainability requirements and international certification standards. Knock-down packaging enables a reduction in transport volume of up to 66%.



**Ease of use**  
Intuitive operation and simple handling ensure an easy way to adjust the desired settings.

ME  
mesh-covered  
backrest  
164/7



**Materials and setting ranges**

**Seat and backrest**

Backrest frame made of black or white through-dyed polyamide with a mesh backrest made of 80% recycled post-consumer polyester and 20% elastomer. Its height is optionally adjustable by 70 mm and it comes with an optional height-adjustable or height- and depth-adjustable lumbar support. The seat shell and backrest frame are made of black through-dyed polyamide.

Seat cushioning made of CFC-free polyurethane foam, covered with fabrics from the Wilkhahn fabric collection. The seat optionally comes with soft padding (with contour-creating foam, 65 mm) and stitching all the way round. The cushioning and covers are replaceable. Optional seat-depth extension by 80 mm or 100 mm (38 – 46 or 38 – 48 cm).

**Mechanism**

You can choose between a synchronous adjustment mechanism with automatic weight adjustment and a synchronous adjustment mechanism with manual weight adjustment. Both options come with the patented Progressive Motion module. This allows the ME task chair to make multi-dimensional movements automatically and therefore fosters greater comfort and well-being.

Pressing a tab allows precision-adjustable seating height of between 40 and 53

cm via a gas lift compliant with DIN 4550, optionally with a contact suppression feature, then seating height 42 – 53 cm.

**Armrests**

As a standard, with 2D armrests made of fiberglass-reinforced polyamide, through-dyed in black or white, with polypropylene armrest pads. Optionally with 4D armrests and with armrest pads made of polyurethane foam, black through-dyed. The height of the 2D armrests can be adjusted by 100 mm and the width by 35 mm; the depth of the armrest pads on the 4D armrests can be adjusted by 50 mm and they can also be swiveled inward and outward by 15° or 30°.

Additional AX/NPR armrests with a clear width of 41 to 51 cm, adjustable in width by 30 and 25 mm, adjustable in height by 11.5 cm, adjustable in depth by 50 mm and with 360° swiveling capability for even greater adjustment ranges.

**Frame and Castors**

Five-star base made of black through-dyed plastic, optionally in white or made of coated aluminum (in black or white with a textured matte finish) or high-luster polished aluminum. Twin-wheel swivel casters with load-dependent braking, made of black DIN EN 12529-compliant polypropylene as the standard version for carpets, optionally with gray tire made of polyurethane for hard flooring.

Castors optionally electrically conductive. Mechanism shell made of black, powder-coated aluminum.

**Accessories**

A clothes hanger that can be fitted to the backrest frame is optional for all models.

All models are also available with a headrest made of through-dyed polyamide (in black or white to match the color of the frame, height can be adjusted by 60 mm in 6 lockable positions, with a 125° tilt function, which allows the depth to be adjusted by approx. 50 mm). It's either covered with 34/Vivid fabric to match the backrest, or with 1401 (black metal).

The headrest is not available for models with a clothes hanger. Retrofittable on request.

**Fabric selection seat and backrest**



37 Racer | 38 Era | 47 Nova | 51 Oceanic | 54 Pitch | 58 Evida | 60 Blend | 64 Morph | 65 Re-wool | 66 Lona | 68 Remix | 91 Steelcut Trio | 92 Credo | 74 Leather

ME  
upholstered  
backrest  
**165/7**



**Materials and setting ranges**

**Seat and backrest**

Backrest frame made of black or white through-dyed polyamide with a mesh backrest made of 80% recycled post-consumer polyester and 20% elastomer. The backrest comes with a cushioning that consists of an upholstered mesh backrest covered with fabric. Its height is optionally adjustable by 70 mm and it comes with an optional height-adjustable or height- and depth-adjustable lumbar support. The seat shell and backrest frame are made of black through-dyed polyamide.

Seat cushioning made of CFC-free polyurethane foam, covered with fabrics from the Wilkhahn fabric collection. The seat optionally comes with soft padding (with contour-creating foam, 65 mm) and stitching all the way round. The cushioning and covers are replaceable. Optional seat-depth extension by 80 mm or 100 mm (38 – 46 or 38 – 48 cm).

**Mechanism**

You can choose between a synchronous adjustment mechanism with automatic weight adjustment and a synchronous adjustment mechanism with manual weight adjustment. Both options come with the patented Progressive Motion module. This allows the ME task chair to make multi-dimensional movements automatically and therefore fosters greater comfort and well-being.

Pressing a tab allows precision-adjustable seating height of between 40 and 53 cm via a gas lift compliant with DIN 4550, optionally with a contact suppression feature, then seating height 42 – 53 cm.

**Armrests**

As a standard, with 2D armrests made of fiberglass-reinforced polyamide, through-dyed in black or white, with polypropylene armrest pads. Optionally with 4D armrests and with armrest pads made of polyurethane foam, black through-dyed. The height of the 2D armrests can be adjusted by 100 mm and the width by 35 mm; the depth of the armrest pads on the 4D armrests can be adjusted by 50 mm and they can also be swiveled inward and outward by 15° or 30°.

Additional AX/NPR armrests with a clear width of 41 to 51 cm, adjustable in width by 30 and 25 mm, adjustable in height by 11.5 cm, adjustable in depth by 50 mm and with 360° swiveling capability for even greater adjustment ranges.

**Frame and Castors**

Five-star base made of black through-dyed plastic, optionally in white or made of coated aluminum (in black or white with a textured matte finish) or high-luster polished aluminum. Twin-wheel swivel casters with load-dependent braking, made of black DIN EN 12529-compliant

polypropylene as the standard version for carpets, optionally with gray tire made of polyurethane for hard flooring. Casters optionally electrically conductive. Mechanism shell made of black, powder-coated aluminum.

**Accessories**

A clothes hanger that can be fitted to the backrest frame is optional for all models.

All models are also available with a headrest made of through-dyed polyamide (in black or white to match the color of the frame, height can be adjusted by 60 mm in 6 lockable positions, with a 125° tilt function, which allows the depth to be adjusted by approx. 50 mm). It's either covered with with 34/Vivid (black metal or digital white), 37/Racer (black) or upholstered (covered in fabric in the same color and material as the cover on the backrest).

The headrest is not available for models with a clothes hanger. Retrofittable on request.

**Fabric selection seat and backrest**



37 Racer | 38 Era | 47 Nova | 51 Oceanic | 54 Pitch | 58 Evida | 60 Blend | 64 Morph | 65 Re-wool | 66 Lona | 68 Remix | 91 Steelcut Trio | 92 Credo | 74 Leather

ME  
mesh-covered  
backrest with ESP  
164/72



**Materials and setting ranges**

**Seat and backrest**

Backrest frame made of black or white through-dyed polyamide with a mesh backrest made of 80% recycled post-consumer polyester and 20% elastomer. Its height is optionally adjustable by 70 mm and it comes with an optional height-adjustable or height- and depth-adjustable lumbar support. The seat shell and backrest frame are made of black through-dyed polyamide.

Seat cushioning made of CFC-free polyurethane foam, covered with fabrics from the Wilkhahn fabric collection. The seat optionally comes with soft padding (with contour-creating foam, 65 mm) and stitching all the way round. The cushioning and covers are replaceable. Optional seat-depth extension by 80 mm or 100 mm (38 – 46 or 38 – 48 cm).

**Mechanism**

You can choose between a synchronous adjustment mechanism with automatic weight adjustment and a synchronous adjustment mechanism with manual weight adjustment. Both options come with the patented Progressive Motion module. This allows the ME task chair to make multi-dimensional movements automatically and therefore fosters greater comfort and well-being.

Pressing a tab allows precision-adjustable seating height of between 43 and 61 cm via a gas lift compliant with DIN 4550.

**Armrests**

As a standard, with 2D armrests made of fiberglass-reinforced polyamide, through-dyed in black or white, with polypropylene armrest pads. Optionally with 4D armrests and with armrest pads made of polyurethane foam, black through-dyed. The height of the 2D armrests can be adjusted by 100 mm and the width by 35 mm; the depth of the armrest pads on the 4D armrests can be adjusted by 50 mm and they can also be swiveled inward and outward by 15° or 30°.

Additional AX/NPR armrests with a clear width of 41 to 51 cm, adjustable in width by 30 and 25 mm, adjustable in height by 11.5 cm, adjustable in depth by 50 mm and with 360° swiveling capability for even greater adjustment ranges.

**Frame and Castors**

Five-star base made of black through-dyed plastic, optionally in white or made of coated aluminum (in black or white with a textured matte finish) or high-luster polished aluminum. Twin-wheel swivel casters with load-dependent braking, made of black DIN EN 12529-compliant polypropylene as the standard version for carpets, optionally with gray tire made of polyurethane for hard flooring.

Castors optionally electrically conductive. Mechanism shell made of black, powder-coated aluminum.

**Accessories**

A clothes hanger that can be fitted to the backrest frame is optional for all models.

All models are also available with a headrest made of through-dyed polyamide (in black or white to match the color of the frame, height can be adjusted by 60 mm in 6 lockable positions, with a 125° tilt function, which allows the depth to be adjusted by approx. 50 mm). It's either covered with 34/Vivid fabric to match the backrest, or with 1401 (black metal).

The headrest is not available for models with a clothes hanger. Retrofittable on



**Fabric selection seat and backrest**



37 Racer | 38 Era | 47 Nova | 51 Oceanic | 54 Pitch | 58 Evida | 60 Blend | 64 Morph | 65 Re-wool | 66 Lona | 68 Remix | 91 Steelcut Trio | 92 Credo | 74 Leather

ME  
upholstered  
backrest  
with ESP  
**165/72**



**Materials and setting ranges**

**Seat and backrest**

Backrest frame made of black or white through-dyed polyamide with a mesh backrest made of 80% recycled post-consumer polyester and 20% elastomer. The backrest comes with a cushioning that consists of an upholstered mesh backrest covered with fabric. Its height is optionally adjustable by 70 mm and it comes with an optional height-adjustable or height- and depth-adjustable lumbar support. The seat shell and backrest frame are made of black through-dyed polyamide.

Seat cushioning made of CFC-free polyurethane foam, covered with fabrics from the Wilkhahn fabric collection. The seat optionally comes with soft padding (with contour-creating foam, 65 mm) and stitching all the way round. The cushioning and covers are replaceable. Optional seat-depth extension by 80 mm or 100 mm (38 – 46 or 38 – 48 cm).

**Mechanism**

You can choose between a synchronous adjustment mechanism with automatic weight adjustment and a synchronous adjustment mechanism with manual weight adjustment. Both options come with the patented Progressive Motion module. This allows the ME task chair to make multi-dimensional movements automatically and therefore fosters greater comfort and well-being.

Pressing a tab allows precision-adjustable seating height of between 43 and 61 cm via a gas lift compliant with DIN 4550.

**Armrests**

As a standard, with 2D armrests made of fiberglass-reinforced polyamide, through-dyed in black or white, with polypropylene armrest pads. Optionally with 4D armrests and with armrest pads made of polyurethane foam, black through-dyed. The height of the 2D armrests can be adjusted by 100 mm and the width by 35 mm; the depth of the armrest pads on the 4D armrests can be adjusted by 50 mm and they can also be swiveled inward and outward by 15° or 30°.

Additional AX/NPR armrests with a clear width of 41 to 51 cm, adjustable in width by 30 and 25 mm, adjustable in height by 11.5 cm, adjustable in depth by 50 mm and with 360° swiveling capability for even greater adjustment ranges.

**Frame and Castors**

Five-star base made of black through-dyed plastic, optionally in white or made of coated aluminum (in black or white with a textured matte finish) or high-luster polished aluminum. Twin-wheel swivel casters with load-dependent braking, made of black DIN EN 12529-compliant polypropylene as the standard version for carpets, optionally with gray tire

made of polyurethane for hard flooring. Casters optionally electrically conductive. Mechanism shell made of black, powder-coated aluminum.

**Accessories**

A clothes hanger that can be fitted to the backrest frame is optional for all models.

All models are also available with a headrest made of through-dyed polyamide (in black or white to match the color of the frame, height can be adjusted by 60 mm in 6 lockable positions, with a 125° tilt function, which allows the depth to be adjusted by approx. 50 mm). It's either covered with with 34/Vivid (black metal or digital white), 37/Racer (black) or upholstered (covered in fabric in the same color and material as the cover on the backrest).

The headrest is not available for models with a clothes hanger. Retrofittable on request.

**Fabric selection seat and backrest**



37 Racer | 38 Era | 47 Nova | 51 Oceanic | 54 Pitch | 58 Evida | 60 Blend | 64 Morph | 65 Re-wool | 66 Lona | 68 Remix | 91 Steelcut Trio | 92 Credo | 74 Leather

ME  
 mesh-covered  
 backrest  
 Counter stool  
**164/1**



**Materials and setting ranges**

**Seat and backrest**

Backrest frame made of black or white through-dyed polyamide with a mesh backrest made of 80% recycled post-consumer polyester and 20% elastomer. Its height is optionally adjustable by 70 mm and it comes with an optional height-adjustable or height- and depth-adjustable lumbar support. The seat shell and backrest frame are made of black through-dyed polyamide.

Seat cushioning made of CFC-free polyurethane foam, covered with fabrics from the Wilkhahn fabric collection. The seat optionally comes with soft padding (with contour-creating foam, 65 mm) and stitching all the way round. The cushioning and covers are replaceable. Optional seat-depth extension by 80 mm or 100 mm (38 – 46 or 38 – 48 cm).

**Mechanism**

You can choose between a synchronous adjustment mechanism with automatic weight adjustment and a synchronous adjustment mechanism with manual weight adjustment. Both options come with the patented Progressive Motion module. This allows the ME task chair to make multi-dimensional movements automatically and therefore fosters greater comfort and well-being.

Pressing a tab allows precision-adjustable seating height of between 65 and 77 cm via a gas lift compliant with DIN 4550.

**Armrests**

As a standard, with 2D armrests made of fiberglass-reinforced polyamide, through-dyed in black or white, with polypropylene armrest pads. Optionally with 4D armrests and with armrest pads made of polyurethane foam, black through-dyed. The height of the 2D armrests can be adjusted by 100 mm and the width by 35 mm; the depth of the armrest pads on the 4D armrests can be adjusted by 50 mm and they can also be swiveled inward and outward by 15° or 30°.

Additional AX/NPR armrests with a clear width of 41 to 51 cm, adjustable in width by 30 and 25 mm, adjustable in height by 11.5 cm, adjustable in depth by 50 mm and with 360° swiveling capability for even greater adjustment ranges.

**Frame and Castors**

Five-star base made of black through-dyed plastic, optionally in white or made of coated aluminum (in black or white with a textured matte finish) or high-luster polished aluminum. Twin-wheel swivel casters with load-dependent braking, made of black DIN EN 12529-compliant polypropylene as the standard version for carpets, optionally with gray tire made of polyurethane for hard flooring.

Castors optionally electrically conductive. Mechanism shell made of black, powder-coated aluminum.

**Accessories**

A clothes hanger that can be fitted to the backrest frame is optional for all models.

All models are also available with a headrest made of through-dyed polyamide (in black or white to match the color of the frame, height can be adjusted by 60 mm in 6 lockable positions, with a 125° tilt function, which allows the depth to be adjusted by approx. 50 mm). It's either covered with 34/Vivid fabric to match the backrest, or with 1401 (black metal).

The headrest is not available for models with a clothes hanger. Retrofittable on request.

**Fabric selection seat and backrest**



34 Vivid



37 Racer | 38 Era | 47 Nova | 51 Oceanic | 54 Pitch | 58 Evida | 60 Blend | 64 Morph | 65 Re-wool | 66 Lona | 68 Remix | 91 Steelcut Trio | 92 Credo | 74 Leather



ME  
upholstered  
backrest  
Counter stool  
165/1



**Materials and setting ranges**

**Seat and backrest**

Backrest frame made of black or white through-dyed polyamide with a mesh backrest made of 80% recycled post-consumer polyester and 20% elastomer. The backrest comes with a cushioning that consists of an upholstered mesh backrest covered with fabric. Its height is optionally adjustable by 70 mm and it comes with an optional height-adjustable or height- and depth-adjustable lumbar support. The seat shell and backrest frame are made of black through-dyed polyamide.

Seat cushioning made of CFC-free polyurethane foam, covered with fabrics from the Wilkhahn fabric collection. The seat optionally comes with soft padding (with contour-creating foam, 65 mm) and stitching all the way round. The cushioning and covers are replaceable. Optional seat-depth extension by 80 mm or 100 mm (38 – 46 or 38 – 48 cm).

**Mechanism**

You can choose between a synchronous adjustment mechanism with automatic weight adjustment and a synchronous adjustment mechanism with manual weight adjustment. Both options come with the patented Progressive Motion module. This allows the ME task chair to make multi-dimensional movements automatically and therefore fosters greater comfort and well-being.

Pressing a tab allows precision-adjustable seating height of between 65 and 77 cm via a gas lift compliant with DIN 4550.

**Armrests**

As a standard, with 2D armrests made of fiberglass-reinforced polyamide, through-dyed in black or white, with polypropylene armrest pads. Optionally with 4D armrests and with armrest pads made of polyurethane foam, black through-dyed. The height of the 2D armrests can be adjusted by 100 mm and the width by 35 mm; the depth of the armrest pads on the 4D armrests can be adjusted by 50 mm and they can also be swiveled inward and outward by 15° or 30°.

Additional AX/NPR armrests with a clear width of 41 to 51 cm, adjustable in width by 30 and 25 mm, adjustable in height by 11.5 cm, adjustable in depth by 50 mm and with 360° swiveling capability for even greater adjustment ranges.

**Frame and Castors**

Five-star base made of black through-dyed plastic, optionally in white or made of coated aluminum (in black or white with a textured matte finish) or high-luster polished aluminum. Twin-wheel swivel casters with load-dependent braking, made of black DIN EN 12529-compliant polypropylene as the standard version for carpets, optionally with gray tire

made of polyurethane for hard flooring. Casters optionally electrically conductive. Mechanism shell made of black, powder-coated aluminum.

**Accessories**

A clothes hanger that can be fitted to the backrest frame is optional for all models.

All models are also available with a headrest made of through-dyed polyamide (in black or white to match the color of the frame, height can be adjusted by 60 mm in 6 lockable positions, with a 125° tilt function, which allows the depth to be adjusted by approx. 50 mm). It's either covered with with 34/Vivid (black metal or digital white), 37/Racer (black) or upholstered (covered in fabric in the same color and material as the cover on the backrest).

The headrest is not available for models with a clothes hanger. Retrofittable on request.

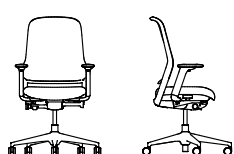
**Fabric selection seat and backrest**



37 Racer | 38 Era | 47 Nova | 51 Oceanic | 54 Pitch | 58 Evida | 60 Blend | 64 Morph | 65 Re-wool | 66 Lona | 68 Remix | 91 Steelcut Trio | 92 Credo | 74 Leather

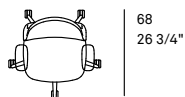
ME  
Dimensions

164/7



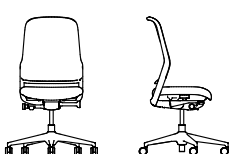
103/116  
40 9/16" / 45 11/16"  
40/53  
15 3/4" / 20 7/8"

70  
27 9/16"      68  
26 3/4"



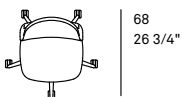
68  
26 3/4"

70  
27 9/16"



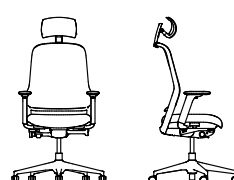
103/116  
40 9/16" / 45 11/16"  
40/53  
15 3/4" / 20 7/8"

70  
27 9/16"      68  
26 3/4"



68  
26 3/4"

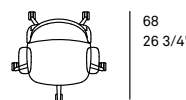
70  
27 9/16"



123/136  
48 7/16" / 53 9/16"

40/53  
15 3/4" / 20 7/8"

70  
27 9/16"      68  
26 3/4"



68  
26 3/4"

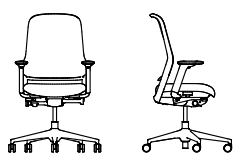
70  
27 9/16"

164/7 with armrests

164/7 without armrests

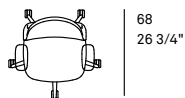
164/7 with armrests and headrest

165/7



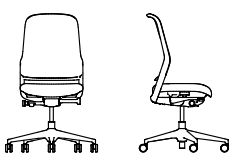
103/116  
40 9/16" / 45 11/16"  
40/53  
15 3/4" / 20 7/8"

70  
27 9/16"      68  
26 3/4"



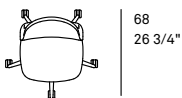
68  
26 3/4"

70  
27 9/16"



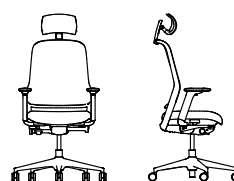
103/116  
40 9/16" / 45 11/16"  
40/53  
15 3/4" / 20 7/8"

70  
27 9/16"      68  
26 3/4"



68  
26 3/4"

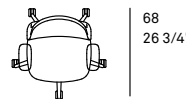
70  
27 9/16"



123/136  
48 7/16" / 53 9/16"

40/53  
15 3/4" / 20 7/8"

70  
27 9/16"      68  
26 3/4"



68  
26 3/4"

70  
27 9/16"

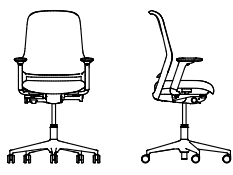
165/7 with armrests

165/7 without armrests

165/7 with armrests and headrest

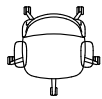
ME  
Dimensions

164/72



107/126  
42 1/8" / 49 5/8"  
43/62  
16 15/16" / 24 7/16"

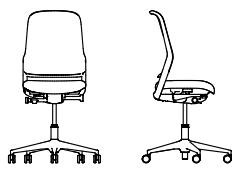
70  
27 9/16"      68  
26 3/4"



68  
26 3/4"

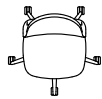
70  
27 9/16"

164/72 with armrests



107/126  
42 1/8" / 49 5/8"  
43/62  
16 15/16" / 24 7/16"

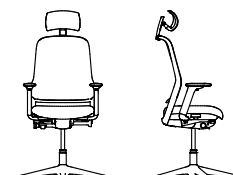
70  
27 9/16"      68  
26 3/4"



68  
26 3/4"

70  
27 9/16"

164/72 without armrests



127/146  
50" / 57 1/2"  
43/62  
16 15/16" / 24 7/16"

70  
27 9/16"      68  
26 3/4"



68  
26 3/4"

70  
27 9/16"

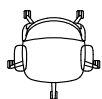
164/72 with armrests and headrest

165/72



107/126  
42 1/8" / 49 5/8"  
43/62  
16 15/16" / 24 7/16"

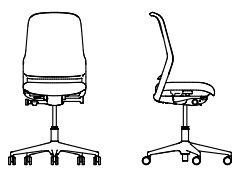
70  
27 9/16"      68  
26 3/4"



68  
26 3/4"

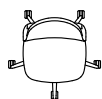
70  
27 9/16"

165/72 with armrests



107/126  
42 1/8" / 49 5/8"  
43/62  
16 15/16" / 24 7/16"

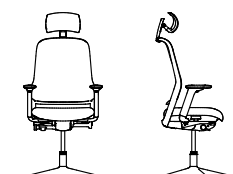
70  
27 9/16"      68  
26 3/4"



68  
26 3/4"

70  
27 9/16"

165/72 without armrests



127/146  
50" / 57 1/2"  
43/62  
16 15/16" / 24 7/16"

70  
27 9/16"      68  
26 3/4"



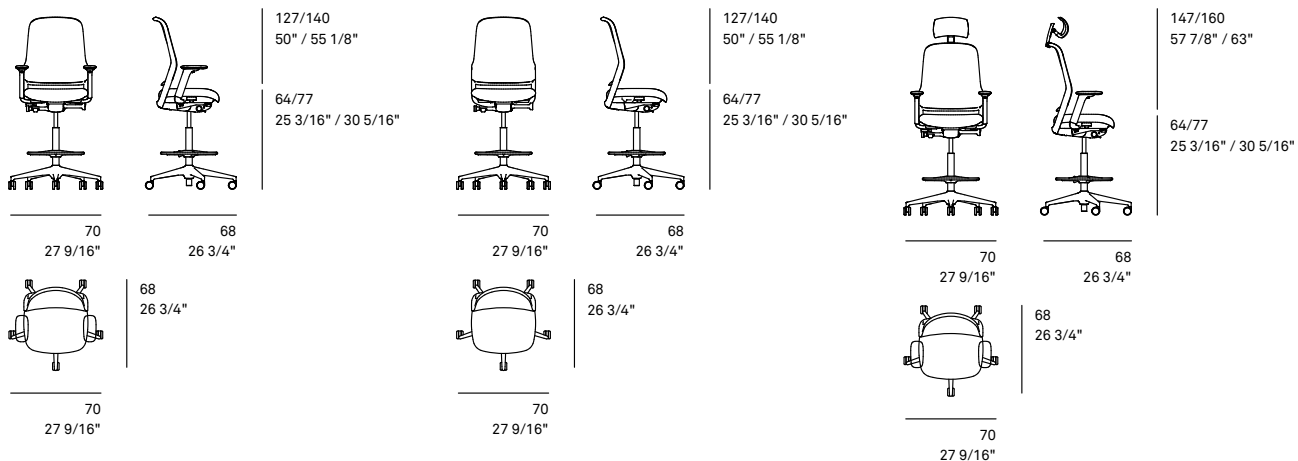
68  
26 3/4"

70  
27 9/16"

165/72 with armrests and headrest

ME  
Dimensions

164/1

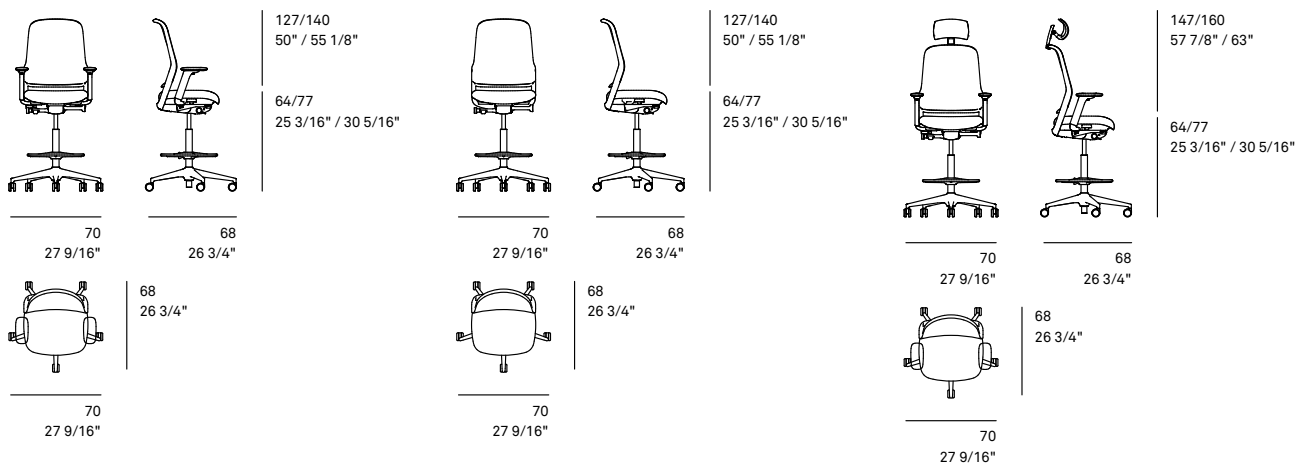


164/1 with armrests

164/1 without armrests

164/1 with armrests and headrest

165/1



165/1 with armrests

165/1 without armrests

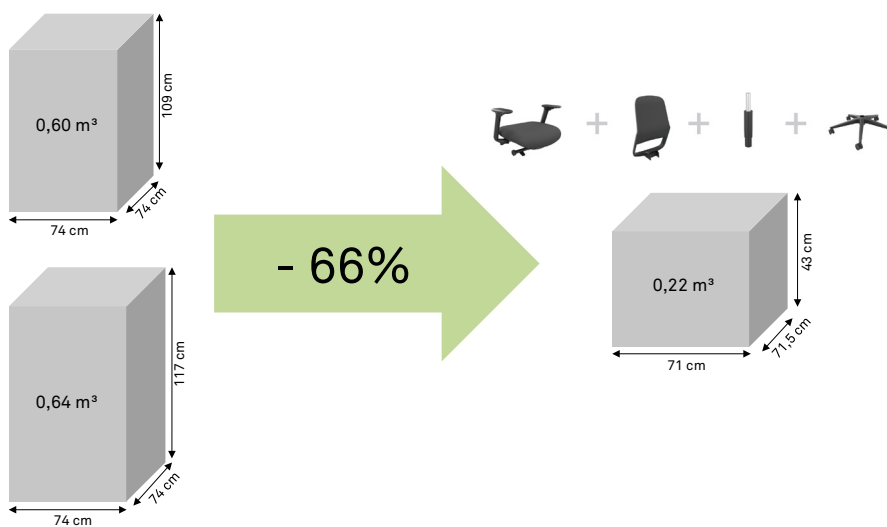
165/1 with armrests and headrest

ME  
Standards

The ME task chairs comply with the following standards and come with the following certificates: DIN EN 13.35, DIN EN 13.35 A/AX, NPR 1813, BS 5459 24 h, FISP, Greenguard, Quality Office, Bifma X 5.1, 1 IM (fire safety Italy). Following certification is in the pipeline: Blue Angel.

ME  
Knock-down capability

If required, some of the ME task chairs can be supplied pre-assembled in a box. Knock-down packaging reduces the shipping volume by up to 66% to just 0.22 m<sup>3</sup>.



## 164 Range ME

## Technical Details

### Function

ME – the tailor-made chair for superb comfort and versatility. Thanks to its modular design, it meets all customer requirements and international certification standards. Its broad adjustment ranges make ME ideal for very short and tall users. Therefore, ME is one of the few chairs on the market, which (with the appropriate features) complies with the new, very stringent European 1335 type AX standard. Adjustments are intuitive and easy to make. ME adapts quickly and effortlessly to people's needs. Whether users are bending forward to write something, or leaning back to take phone calls, ME adjusts to any postures perfectly. You can choose between a synchronous adjustment mechanism with automatic weight adjustment and a synchronous adjustment mechanism with manual weight adjustment. Both options come with the patented Progressive Motion module. This allows the ME task chair to make multi-dimensional movements automatically and therefore fosters greater comfort and well-being. The design combines the backrest and seat to form one unit. Its contours look appealing from any perspective. Clear edges merge into soft surfaces. This contrast creates interesting surfaces and an attractive and highly distinctive look.

ME is ideal for people weighing from 45 to 150 kg. The backrest height is optionally adjustable by 70 mm and an optional height-adjustable or height- and depth-adjustable lumbar support (adjustable by up to 70 mm in 7 lockable positions), optionally precision-adjustable depth of 15 mm by turning a knob. The backrest and seat can be locked in a neutral horizontal 0-position, the optional 5° forward seat tilt can be activated by lifting the lever.

Pressing a tab allows precision-adjustable seating height of between 40 and 53 cm via a gas lift compliant with DIN 4550, optionally with a contact suppression feature, then seating height 42 – 53 cm. Seat depth: 43 cm, optionally integrated, users can press a tab while sitting for precision-adjustable seat depth adjustment of 80 mm or 100 mm (38 – 46 or 38 – 48 cm). The height of models with elevated sitting positions

(ESP) are precision-adjustable between 43 and 61 cm, and the counter chairs between 65 and 77 cm.

The following controls are made of black, through-dyed plastic: The tab to adjust the height and lock the chair in place, the lever to extend the seat depth, knobs to adjust the weight and lock the backrest frame in place. The height-adjustable or height- and depth-adjustable lumbar support comes in black or white to match the color of the frame.

### Frame

Five-star base made of black through-dyed plastic, optionally in white or made of coated aluminum (in black or white with a textured matte finish) or high-luster polished aluminum. Twin-wheel swivel casters with load-dependent braking, made of black DIN EN 12529-compliant polypropylene as the standard version for carpets, optionally with gray tire made of polyurethane for hard flooring. Casters optionally electrically conductive. Mechanism shell made of black, powder-coated aluminum.

The Counter stool comes with extra height-adjustable foot ring, bright chrome-plated, with lock screw to affix it and twin-wheel swivel casters with load-dependent braking.

### Seat and backrest

Backrest frame made of black or white through-dyed polyamide with a mesh backrest made of 80% recycled post-consumer polyester and 20% elastomer. Height optionally adjustable by 70 mm.

The seat shell and backrest frame are made of black through-dyed polyamide. The backrest comes with optional cushioning that consists of an upholstered mesh backrest covered with fabric. Optionally with height-adjustable lumbar support in black or white to match the color of the frame.

Seat cushioning made of CFC-free polyurethane foam, covered with fabrics from the Wilkhahn fabric collection. The seat optionally comes with soft padding (with contour-creating foam, 65 mm) and stitching all the way round. The cushioning and covers are replaceable.

Optional seat-depth extension by 80 mm or 100 mm (38 – 46 or 38 – 48 cm).

When using the optional ProgressiveMotion module, the flexible backrest may cause a temporary slight lateral tilt of the backrest after standing up, but this does not affect the seating behavior and does not represent a reduction in quality.

### Armrests

As a standard, with 2D armrests made of fiberglass-reinforced polyamide, through-dyed in black or white, with polypropylene armrest pads. Optionally with 4D armrests and with armrest pads made of polyurethane foam, black through-dyed. The height of the 2D armrests can be adjusted by 100 mm and the width by 35 mm; the depth of the armrest pads on the 4D armrests can be adjusted by 50 mm and they can also be swiveled inward and outward by 15° or 30°. Additional AX/NPR armrests with a clear width of 41 to 51 cm, adjustable in width by 30 and 25 mm, adjustable in height by 11.5 cm, adjustable in depth by 50 mm and with 360° swiveling capability for even greater adjustment ranges.

### Accessories

A clothes hanger that can be fitted to the backrest frame is optional for all models.

All models are also available with a headrest made of through-dyed polyamide (in black or white to match the color of the frame, height can be adjusted by 60 mm in 6 lockable positions, with a 125° tilt function, which allows the depth to be adjusted by approx. 50 mm). It's either covered with 34/Vivid fabric to match the backrest, or with 1401 (black metal) or, in the case of models with back cushioning, with 34/Vivid in 1401 (black metal), or 1001 (digital white), 37/Racer (black) or upholstered (covered in fabric in the same color and material as the cover on the backrest).

The headrest is not available for models with a clothes hanger. Retrofittable on request.

**Knock-down capability**

If required, some of the ME task chairs can be supplied pre-assembled in a box. Knock-down packaging reduces the shipping volume by up to 66% to just 0.22 m<sup>3</sup>.

**Standards**

The ME task chairs comply with the following standards and come with the following certificates: DIN EN 13.35, DIN EN 13.35 A/AX, NPR 1813, BS 5459 24 h, FISP, Greenguard, Quality Office, Bifma X 5.1, 1 IM (fire safety Italy). Following certification is in the pipeline: Blue Angel.



PRODUCT



www.tuv.com  
ID 1000000000

