

# Conferencing Workbook



Wilkhahn



## Conference rooms – a key to success.

Many contemporary buzzwords for business trends primarily refer to communication, for example the communication age, knowledge economy, creative business, life-long learning. Despite all the new media and virtual networks – the way we relate to one another is the basis for efficient working practices. The key aspects are trust, empathy and team spirit on the one hand, creativity, innovation and commitment on the other. Add to these the break-neck speed of change in an increasingly networked world that necessitates fast decisions made as a team, skills and adaption to changing market conditions.

Above all, it is the managers and executive boards who are required to develop, compare and adopt strategies and agree on the steps required. Therefore the conference and meeting room is the key place where experts and decision-makers meet to set the course for the future. Clear goals, structures and organisational patterns are a must. And professional furnishings have to provide top-level support to these core corporate management processes.

Over 20 years ago Wilkhahn defined innovative conference solutions as a key business field. In-depth studies were subsequently carried out. These examined to what extent table sizes, table shapes, surfaces and the quality of the furniture had an impact on the outcome of conferences. Completely new table ranges were developed as a result to respond to different factors, such as the number of attendees, room sizes, room shapes and usage concepts. The experience gained from furnishing projects in international companies was continually incorporated into support concepts and future developments. Today we are considered a premier supplier to all customers who connect prestigious quality, customised requirements and the love of good design with functional perfection and value for money that carries a responsible label.

**Mobile, foldable conference tables and systems** The number of meetings in the workplace is constantly rising. Therefore, a huge bonus are compact-to-store, mobile folding tables that are ready for meetings in no time. As a generously space table on its own, or a conference system. – And that looks so attractive that it has become an established feature of boardrooms in international corporations.



Confair folding table (300 x 100 cm, 118 1/8" x 39 3/8")  
with Aline visitor chairs

Eight Confair folding tables (230 x 105/120 cm, 90 1/2" x 41 3/8"/47 1/4") with stackable Sito cantilever chairs



**Mobile multi-purpose tables.** In multi-purpose rooms with variable partitions, the usage options range from conventions to seminars to banquets. In these cases, the most practical solutions are mobile tables with table depths of 60 to 75 cm ( $23\frac{5}{8}$ " to  $29\frac{1}{2}$ ""). The table tops can be tipped up vertically and the foot sections in Timetable automatically turn in. This makes handling easier and ensures the tables are extremely compact to store.

Table groups consisting of Timetable (150 x 75 cm, 59" x 29 1/2") with stackable FS cantilever chairs.



Nine Timetable Smarts (150 x 75 cm, 59" x 29½") with 230 range stackable chairs





Eight Timetables (80 x 160 cm, 31 1/2" x 63") with stackable 180 range cantilever chairs





**Mobile conference tables with swivel table tops.**

Larger table formats of up to 210 x 105 cm (82 $\frac{5}{8}$ " x 41 $\frac{3}{8}$ " ) (width x depth) are also possible with table tops that can be swivelled vertically. Frames, table depths, edges and surfaces can be precisely matched with the folding tables so that they can be combined perfectly. The result: the right layouts for any number of people, room size and type of conference.



Three Timetable Shifts (210 x 105 cm, 82 $\frac{5}{8}$ " x 41 $\frac{3}{8}$ " ), three Confair folding tables (280 x 100 cm, 110 $\frac{1}{4}$ " x 39 $\frac{3}{8}$ " , folded), stackable Sito cantilever chairs



**An adaptable table for meetings and video conferences.**

The scissor-action table in the same distinctive design offers a completely different type of flexibility. Pushed together, the table encourages people to interact in conferences. Opened out, from each seat they can see presentations and are visible to others and cameras.



Logon table (180 x 110 cm, 70 7/8" x 43 1/4") with stackable ON cantilever chairs

**Matching static table solutions.** Static tables, or conference systems, are just as attractive as their mobile counterparts. So table solutions that complement one another can be created for all conference and meeting areas.





Oval Logon conference system (1,090 x 640 cm, 429 1/8" x 252") with stackable Sito cantilever chairs

Logon video conference system (840 x 240/390 cm, 330 5/8" x 94 1/2"/153 1/2") with Modus Medium swivel chairs



Oval Graph table (150 x 540 cm) with Graph chairs



**Large table top, few legs.** Static conference tables and systems must adapt to the shape of the room, number of attendees, multi-media integration, materials and surfaces. In this case, practical solutions are table ranges designed from the very start for a variety of table-top formats and that have plenty of space between the table legs. This allows the maximum in terms of design and flexibility. Options include table systems that appear virtually seamless, or ones that are linked together.



Horseshoe-shaped Travis table system (1,180 x 420 cm, 464 $\frac{5}{8}$ " x 165 $\frac{3}{8}$ ")  
with Modus Executive swivel chairs

Barrel-shaped Travis table  
(240 x 90/120 cm, 94 1/2" x 35 3/8" / 47 1/4")  
with Sito cantilever chairs





**Variable table systems.** When vast conference rooms are required for different purposes, table systems need to be durable, but easy to transform at the same time. The answer is variable, linkable table systems which consist of solid table tops, modesty panels and table legs that can be positioned individually.



Right-angled Palette table system (1,260 x 1,080 cm, 496" x 464 1/2") with FS swivel chairs



Detail of a Palette table system with perforated panels and integrated multi-media equipment for simultaneous interpreting.



Oval Palette table system  
(1,530 x 890 cm, 602 3/4" x 350 3/8")  
with swivel chairs

**Stand-alone tables with connecting leaves.** Table systems made of lightweight stand-alone tables with retractable legs and connecting leaves allow rooms to be used in a variety of different ways, perhaps for seminars or meetings. Integrated links are just as important in this case as robust quality and an attractive design to combine functionality with appeal.

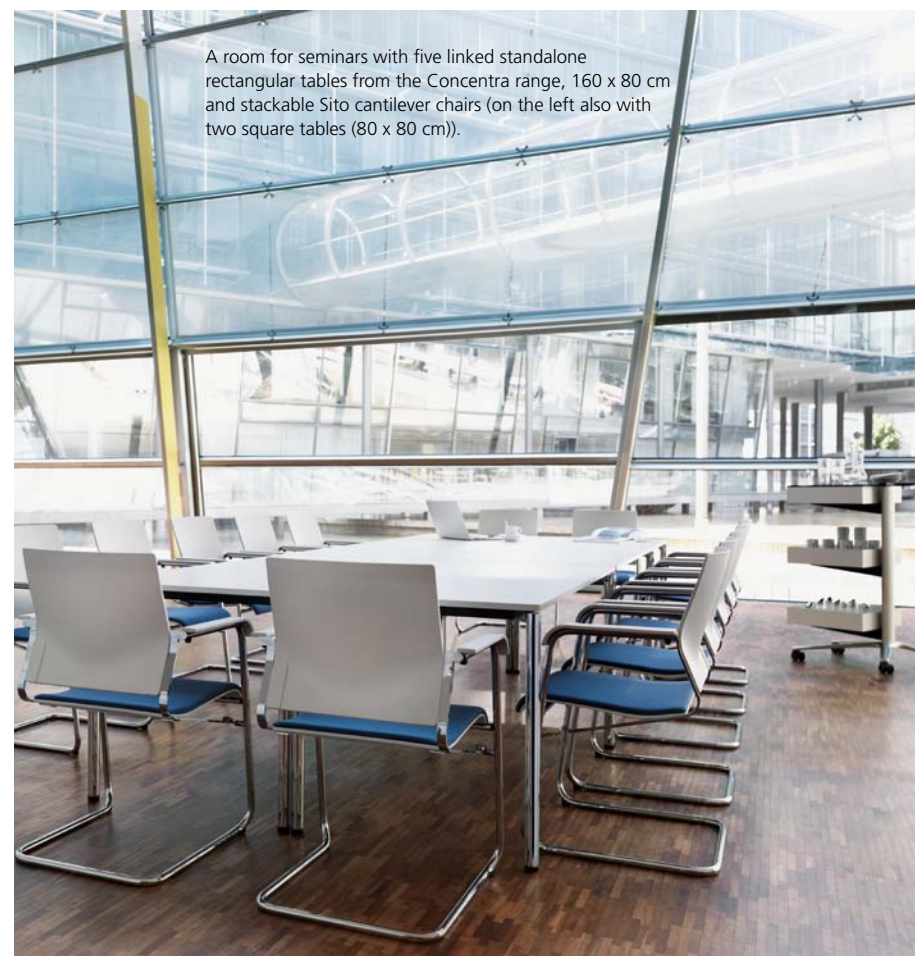

Contas system tables (180 x 75 cm, 70 7/8" x 29 1/2") with stackable Sito cantilever chairs



Conference system consisting of Contas system tables and connecting leaves with translucent modesty panels (180 x 75 cm, 70 7/8" x 29 1/2") and Sito cantilever chairs



**Rectangular table systems.** Four-legged rectangular tables, joined together with special fittings, are ideal for a range of different purposes. They can become desks, seminar tables or part of a large table system. Available in a large range of sizes, right up to 160 x 160 cm multi-purpose tables and with square or round table legs to suit design concepts.





Conference table from the Conversa range, 160 x 160 cm, with white coat on the bottom of the safety-glass top and leather-covered Sito Club cantilever chairs.





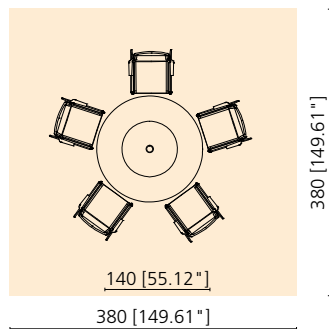
## Advising and planning.

Nowadays top executives spend an average of 80 per cent of their working day in meetings, seminars and conferences. For managers the figure is around 50 per cent and for office workers 15 per cent – and there is no sign of this trend slowing. Hardly anybody looks at the costs that incur as a result, although personnel costs are usually the most expensive items in business budgets. Which makes customising conference room planning all the more important. The potential that lies in making meetings worthwhile is surely enormous.

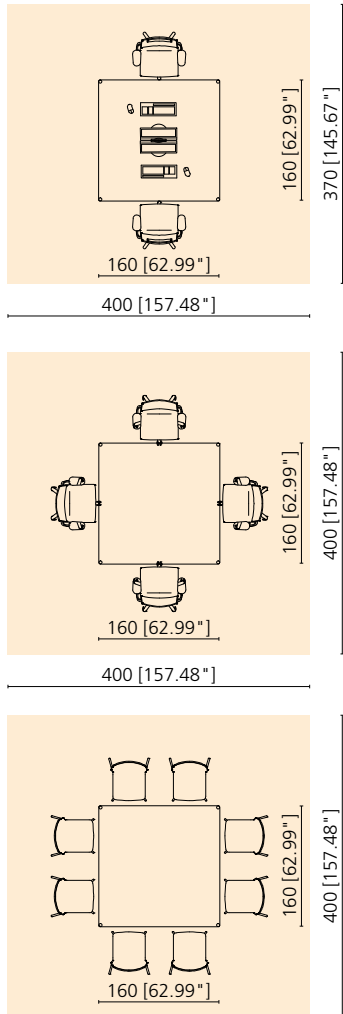
So we talk to you beforehand to look at the numbers of people involved, usage frequency of the room, methods and multi-media equipment required, average duration of meetings and the processes you want to encourage. Is the room reserved for a particular level of company seniority, or is it designated for all levels of the hierarchy? Is the purpose to provide information and make decisions, or to meet up and develop ideas? Is the meeting to be led by the chairperson, or is interaction of the people taking part required? And an increasingly vital question in the ICT age is: what multi-media equipment is involved and how is it to be integrated?

The examples on the following pages show how different focuses are incorporated in the planning of interiors (all dimensions in cm/inches).

**Round tables.** A round table is the most compact table shape. No fixed seating places are defined because its purpose is to encourage maximum participation of everyone on an equal basis. The centre column also offers plenty of leg room and space for a variable number of people, in this case up to nine.



Aline range: round table with stackable skid-base chairs

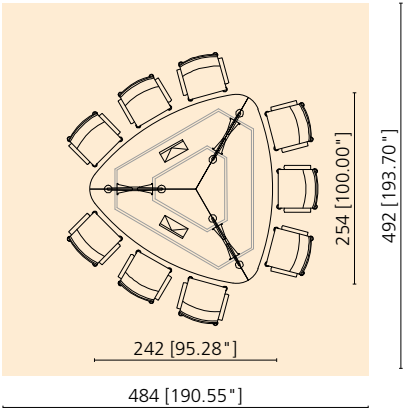


**Square tables.** Tables measuring 160 cm x 160 cm are the most versatile size. They can be used as desks for two, project tables for four, or a spacious conference table for eight. Linked together, the standalone tables become large conference systems. Table legs positioned on the outside offer the same legroom for everyone.



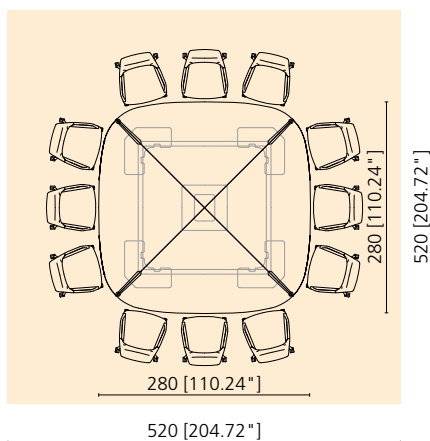
Concentra table range with multi-purpose chair Chassis

**Triangle shape.** Three curved sides make the table very versatile in an equally compact space: in this case a meeting for nine with everybody interacting with one another. Or perhaps a presentation with the multi-media projection for six? Or maybe a video conference for six? In this backdrop, a useful extra is the fact that the conference chairs can be swivelled.



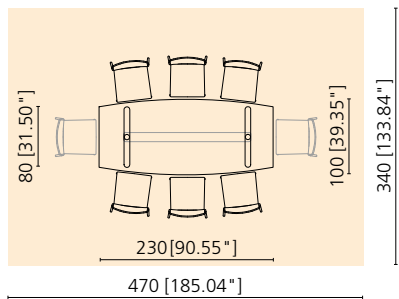
Logon table range with Modus conference chairs

**Organically rounded large formats.** Even large table formats can appear seamless, even though they're modular. They offer slanted table legs, large under-frame spans and exceptional table-top shapes that emphasise the tables' organic forms. The upshot is a table that's pleasing to the eye.

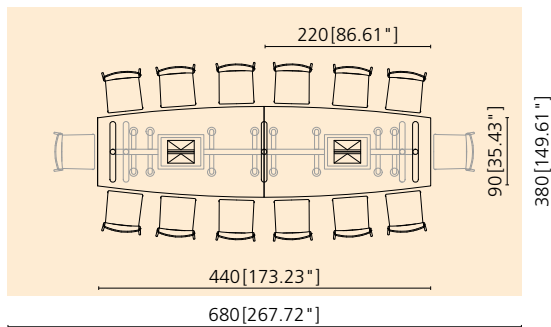


Graph table range with Graph conference chairs

**(Height-adjustable) standalone tables in rectangular or barrel shapes.** The rounded long sides of the table make eye contact and interaction easier. The column feet on the front edges also offer a lot of leg room and a variable number of seats. They're height adjustable, so sit-down meetings can spontaneously become stand-up ones. A healthy option that keeps people on their toes.



Height-adjustable table without multi-media equipment

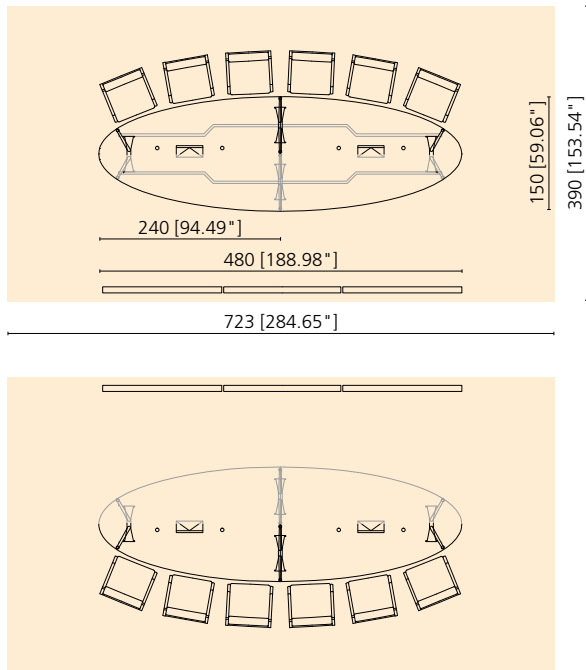


Barrel-shaped table with integrated multi-media equipment

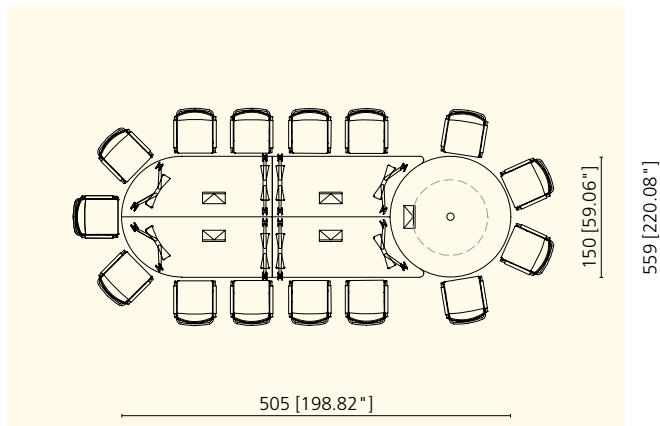


Travis table, height adjustable, with stackable Ceno four-legged chairs

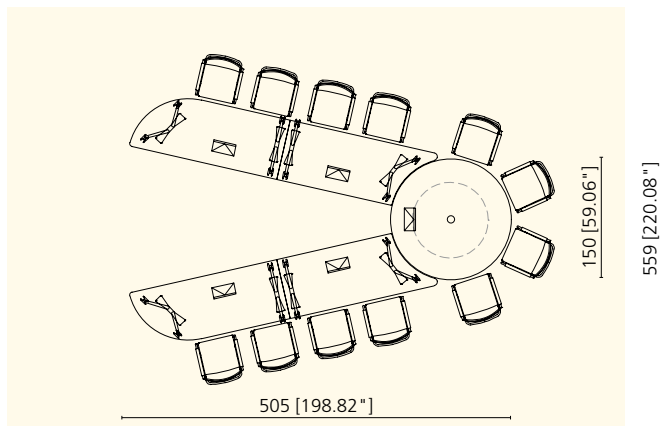
**Telepresence.** Spaced apart but still linked together. Telepresence solutions involve precisely calculating the table shape, distance to cameras and displays, as well as light and sound control. Consequently, people feel as if they are sitting at the same table. The next generation of the traditional video conference.




Logon table range with FS cantilever chairs



815 [320.87"]

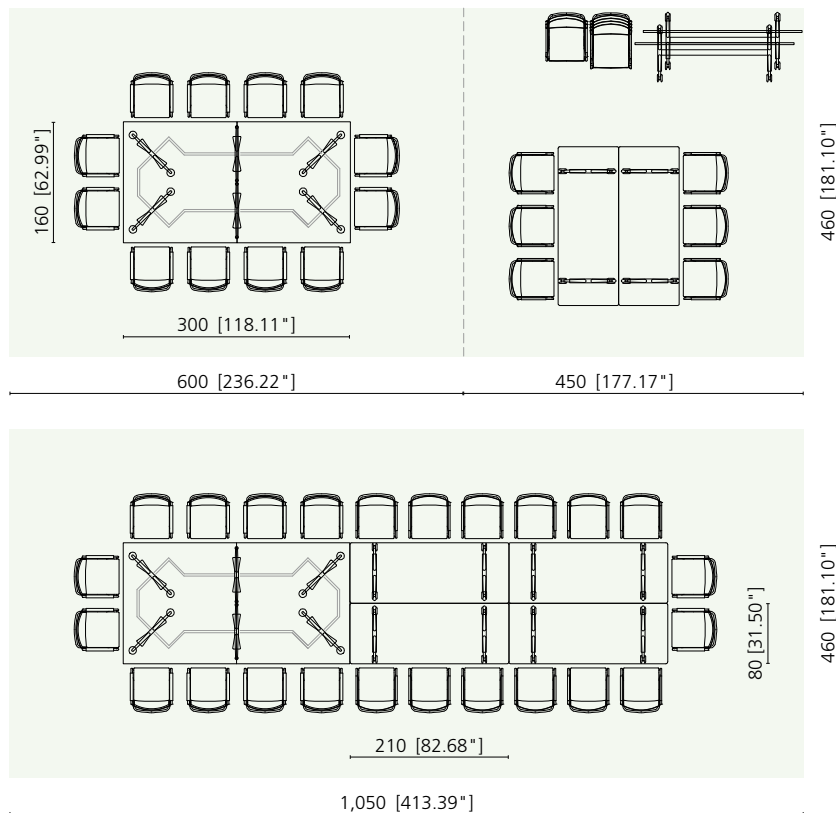


**Variable video conferences.** If video conferences are infrequent, scissor-action tables with flexible sides offer exceptional solutions. They are normally closed for meetings in an oval shape. But they are opened up for conferences to provide good eye contact between people and the virtual counterpart sitting opposite.



Logon table range with F5 swivel chairs



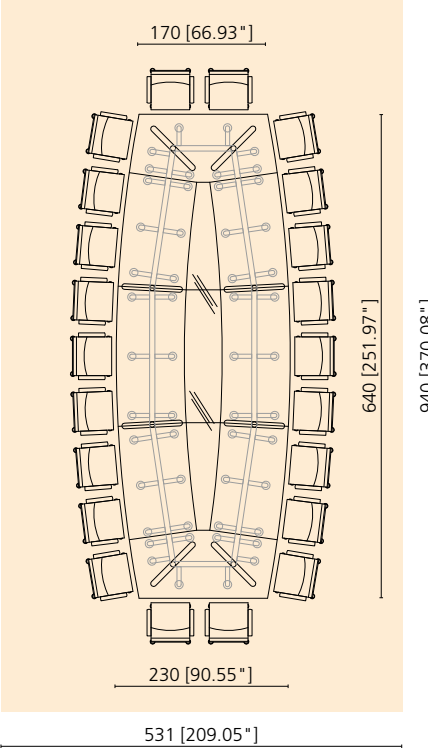


**Variable room sizes.** If group sizes frequently change, larger rooms that can be partitioned are a good choice. Maximum flexibility is created by the people taking part in no time by combining a static table system with mobile, stackable, stand-alone tables of the same size.

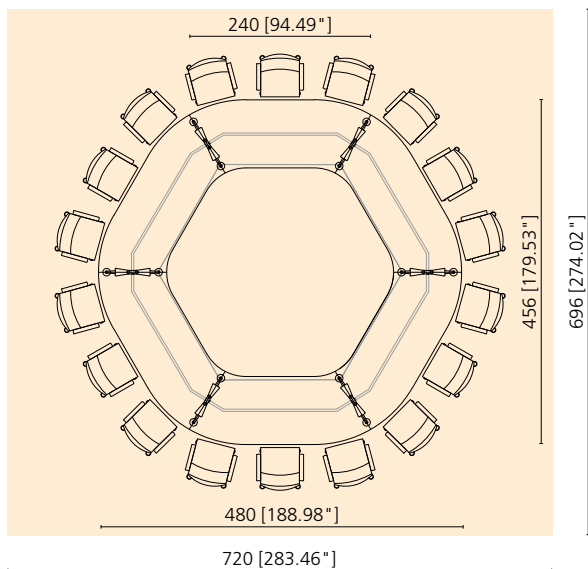


Logon and Timetable Shift table ranges with stackable 180 range cantilever chairs


**Rectangle conference room.** The level of structure a meeting requires grows with the number of people attending. Seating places are clearly defined due to the way the table tops are segmented. The front ends are particularly exposed. A boat shape permits eye contact with people seated further away too. If more psychological distance is required between attendees, a layout without the central inlay is possible, in other words like an open eye.



Travis table range with Modus swivel chairs

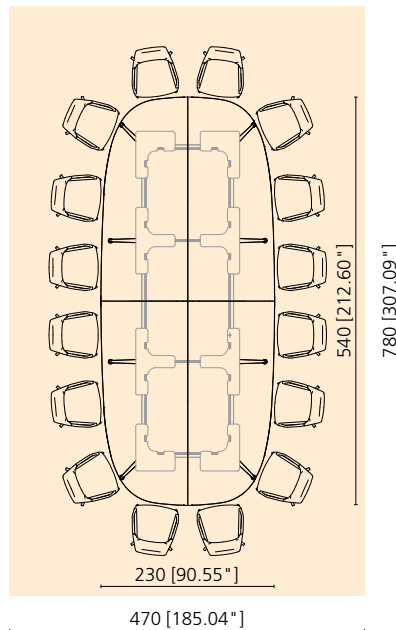


**Square conference room.** In this case a curved, hexagonal system encourages people to join in and talk to one another. However, because three people sit together with an exposed centre place per table segment, a clear sense of order is obvious. Segmentation is supported by the position and form of the table's feet.

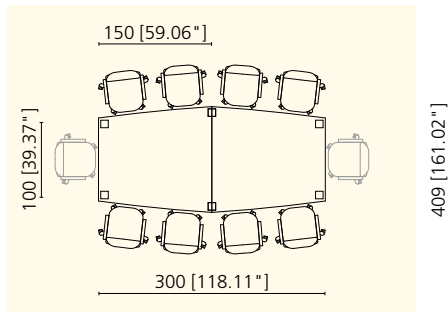
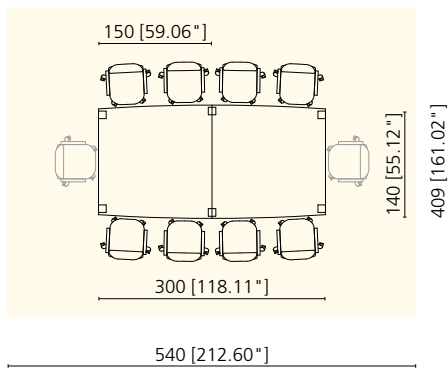
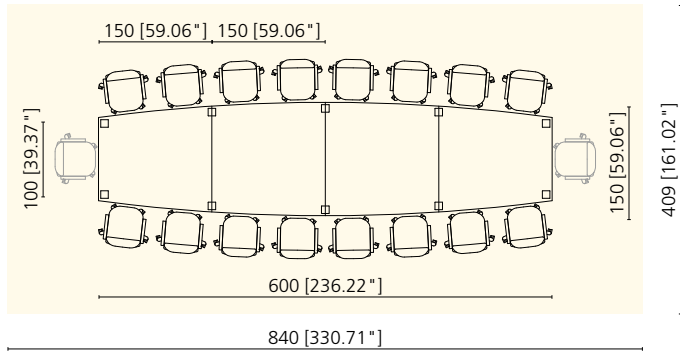


Logon table range with Modus conference chairs

**Rectangular conference room.** The seating layout at an oval table is more subtle. The table top looks seamless and the centre joints between the table legs virtually disappear from sight. Therefore, despite the long basic shape resembling a rectangle and the small spans, places at the table are all of equal quality. This encourages people to be open and join in.



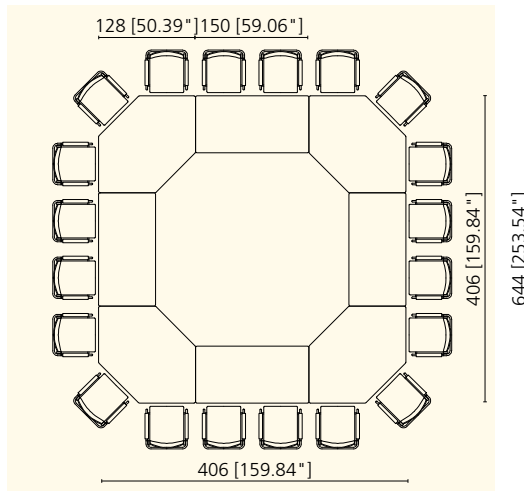
Graph table range with Graph conference chairs



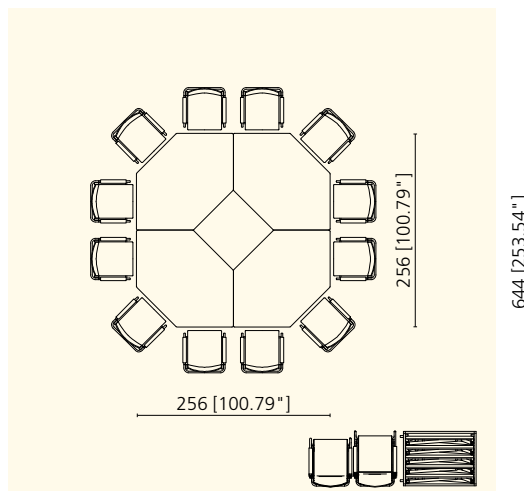
**Rectangular, variable conference room.** Variable table systems with a certain cachet are a superb choice if executive board members seldom meet at the same time. A boat shape can be designed for division into two barrel-shaped table systems that are available for smaller meetings the rest of the time.



Palette table range with FS swivel chairs




644 [253.54"]

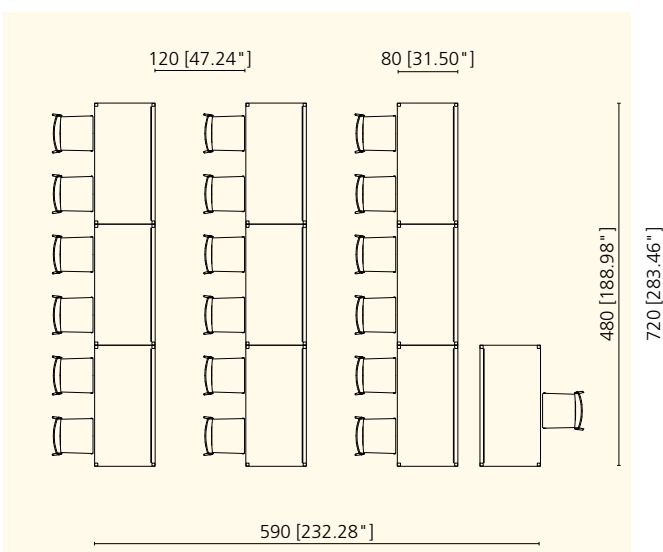
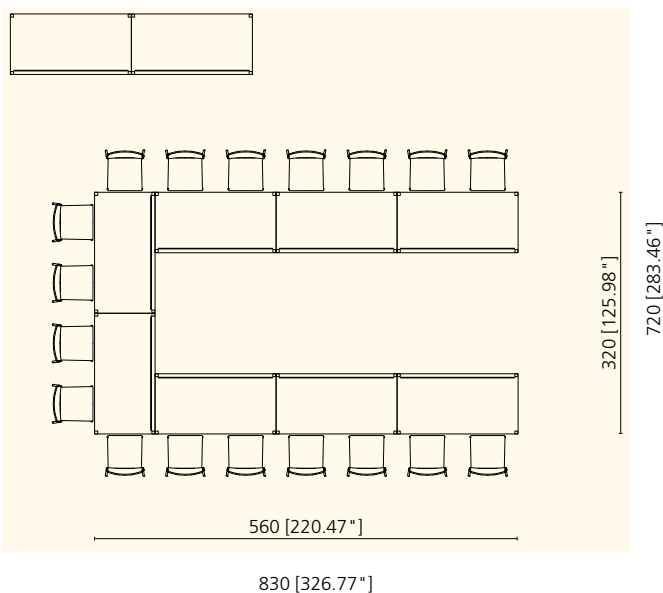


644 [253.54"]

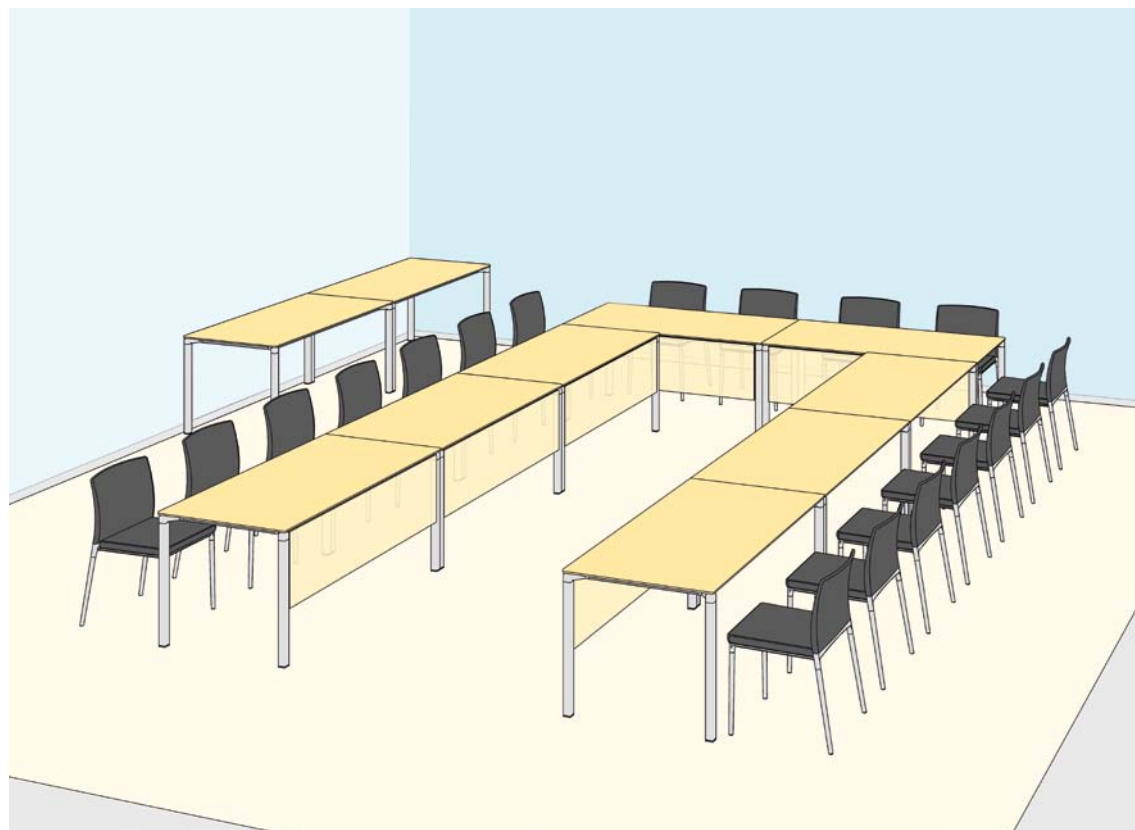
**Square, variable conference room.** Table systems that can be extended with connection leaves have a particularly light and stylish appeal. In this case, four hexagonal tables create the basic shape for 12 people. And with integrated rectangular tables, 20 people can be seated in comfort. That is what we call superb-looking versatility.



Contas table range with stackable Sito cantilever chairs

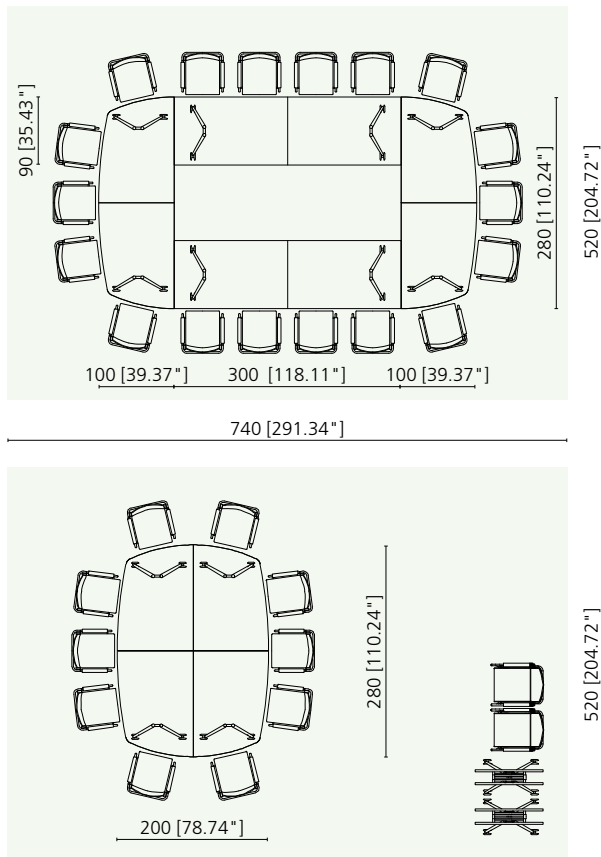


**Seminar room.** Rectangular, four-legged tables in a width and depth ratio of one to two are ideal for responding to different requirements with one single table format. Depending on the backdrop, options include standalone tables (for exams), rows of tables (for lectures/presentations), to horseshoe-shaped open or closed shapes (for information sessions/discussions).



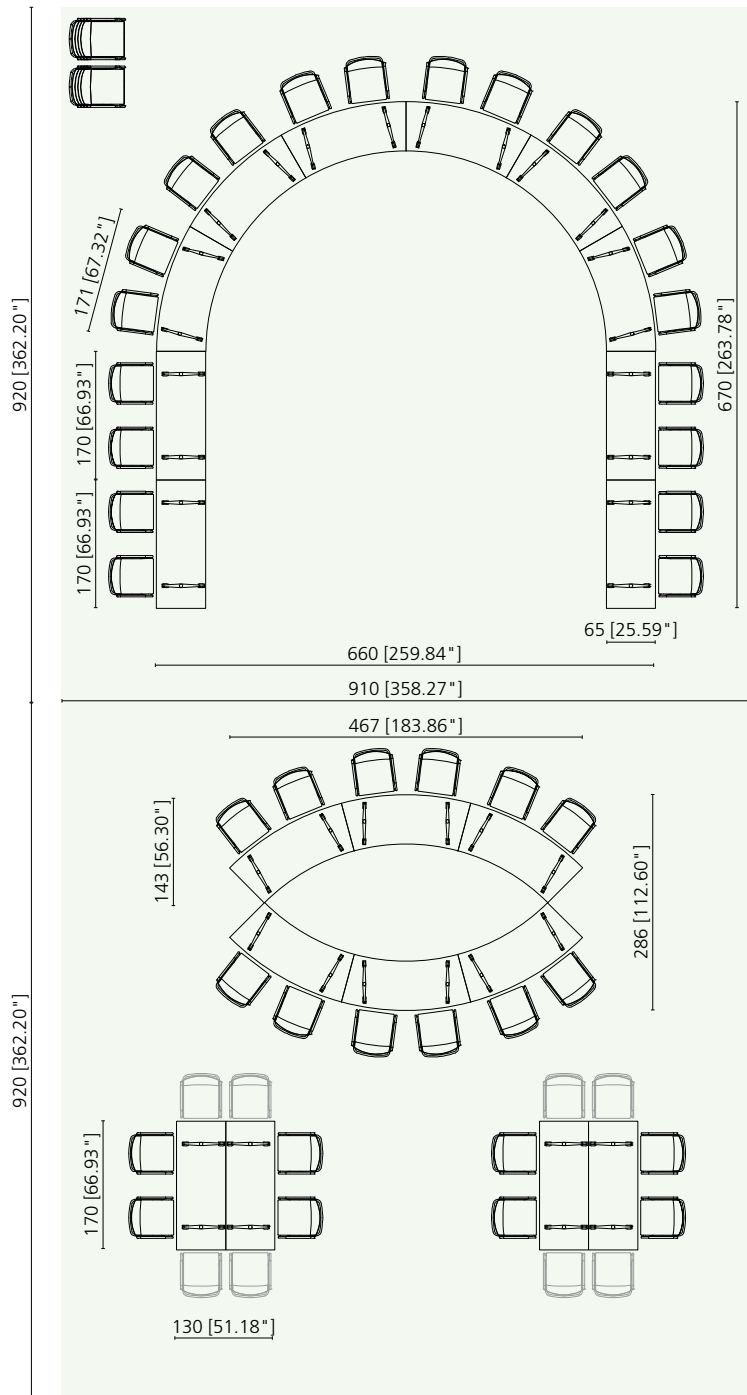
Concentra table range with stackable Ceno four-legged chairs

**Mobile conferences.** Four mobile and foldable stand-alone tables are swiftly transformed into an oval table system for 18, or two systems for ten people each. This offers maximum flexibility throughout the building. Because furniture not currently needed fits into any corner – or the lift too.

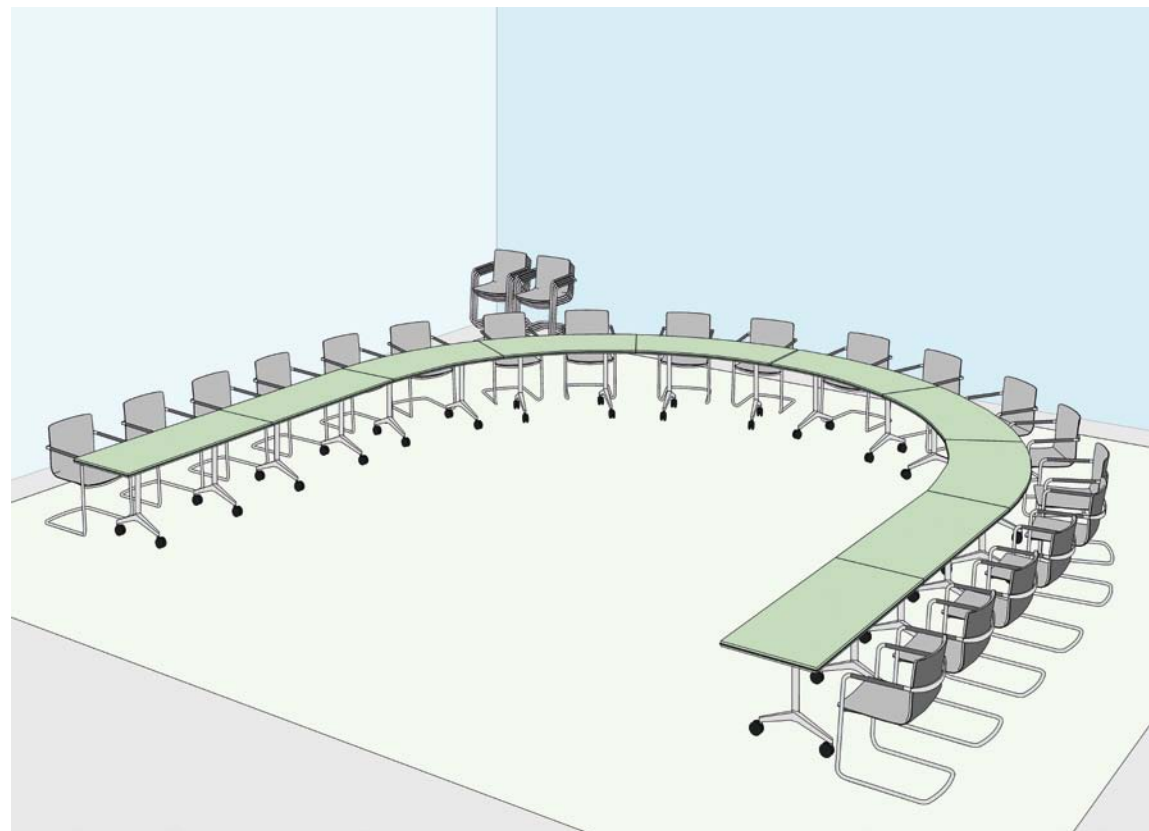


Confair folding tables with stackable Sito cantilever chairs

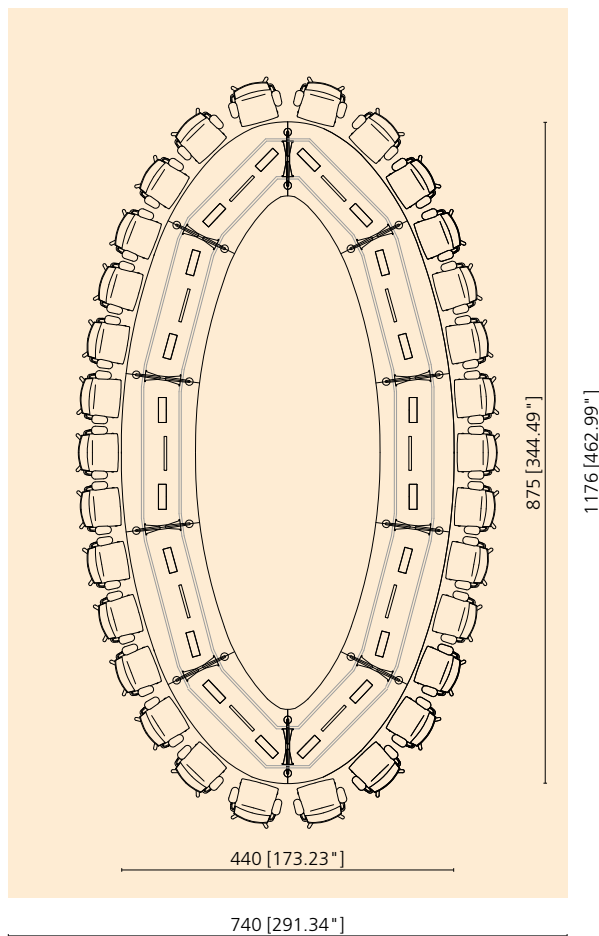




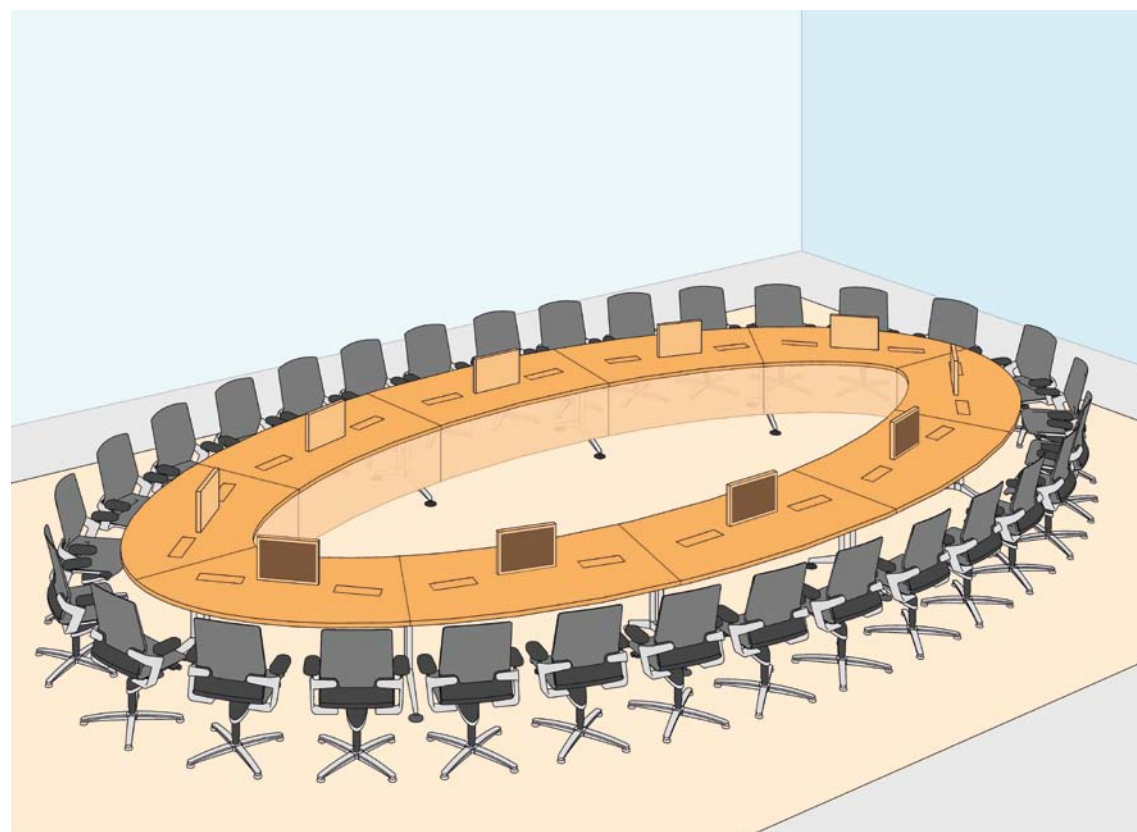
**Multi-purpose conference.** A horseshoe-shape for a presentation in the morning, a lunchtime conference and a seminar set out in rows in the afternoon, followed by a small banquet with groups of tables in the evening – simply child’s play for mobile tables with swivel tops. The perfect marriage of first-class design, maximum room usage and minimal facility management costs.



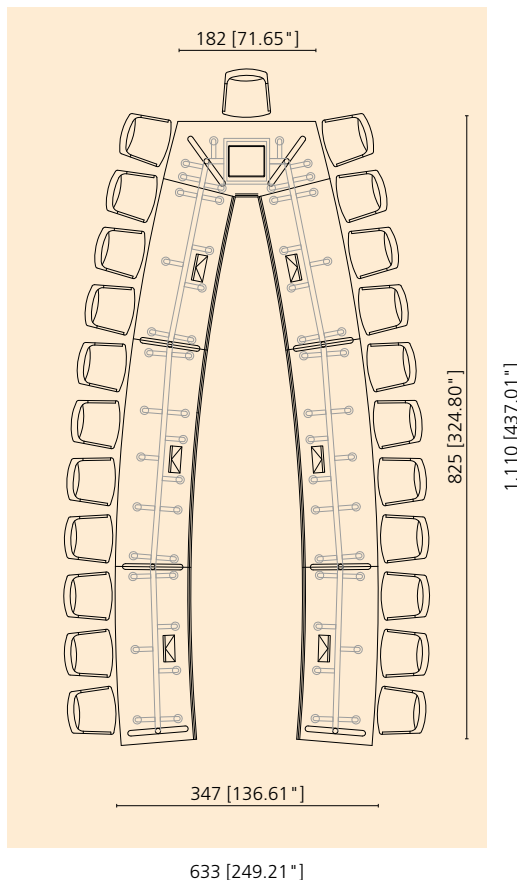
Timetable table range with stackable 180 range cantilever chairs



**Oval plenary sessions.** Open round to oval table shapes are recommended if the goal is for everyone to participate on an equal basis in large plenary sessions. The number of people means integrating amplifiers. Three people each share a screen to follow presentations from where they are sitting.



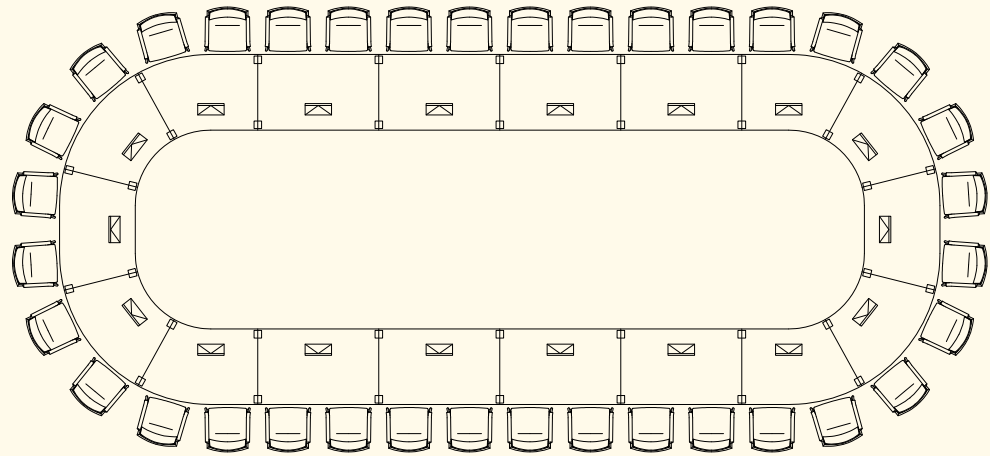
Logon table range with ON swivel chairs



**Executive plenary session.** If the management structure requires emphasis, the chairperson's place is clearly set apart. The chairperson can control visuals displayed behind him via an integrated screen. Who sits on the two sides of the table is also established. As a result, the seating layout indicates seniority.



Travis table range with Graph conference chairs

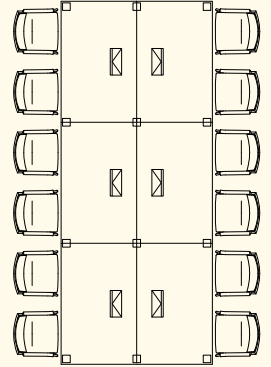


463 [182.28"]

766 [301.57"]

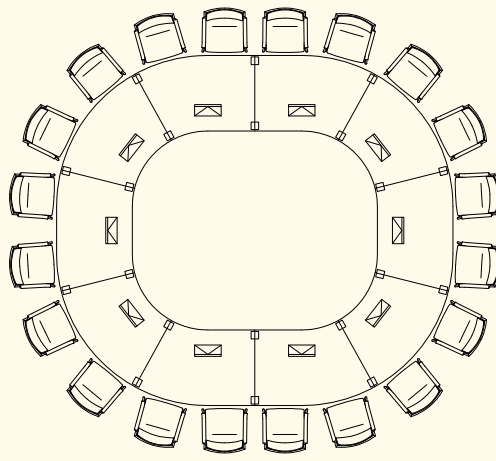
1,164 [458.27"]

1,474 [580.31"]



100 [39.37"]

480 [188.98"]

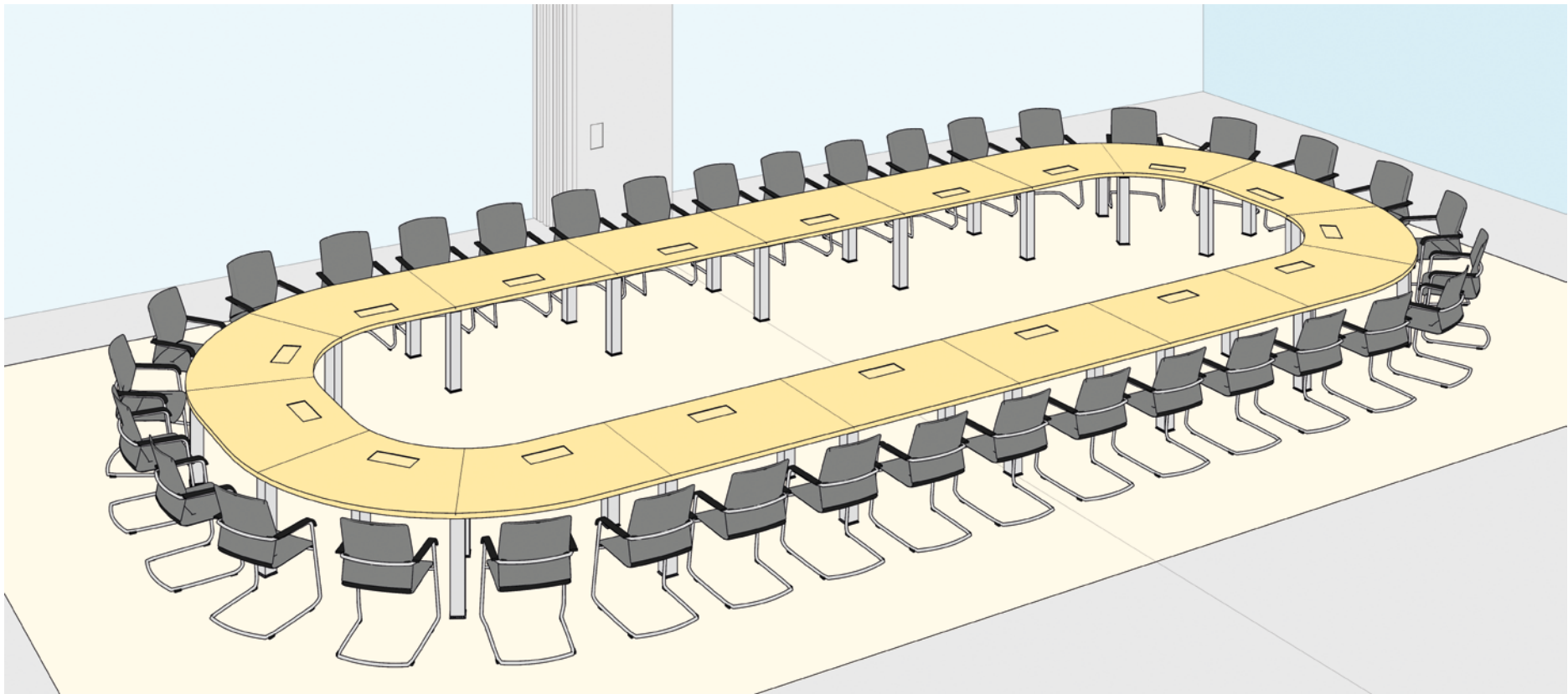


463 [182.28"]

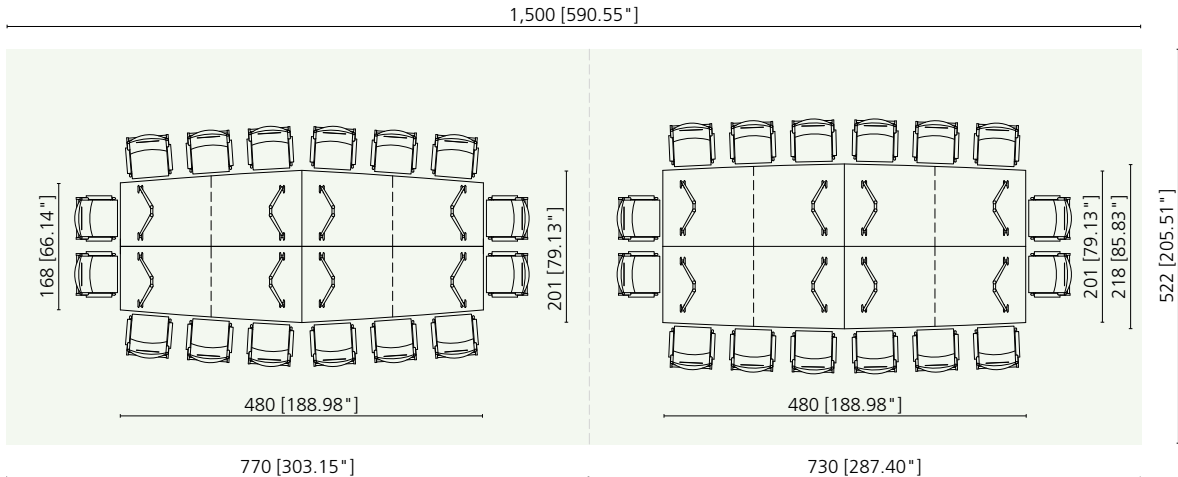
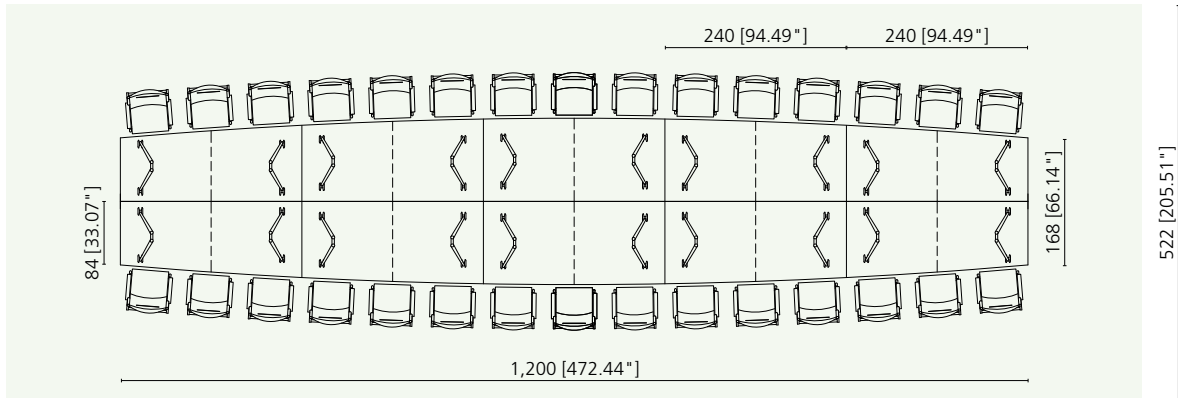
768 [302.36"]

524 [206.30"]

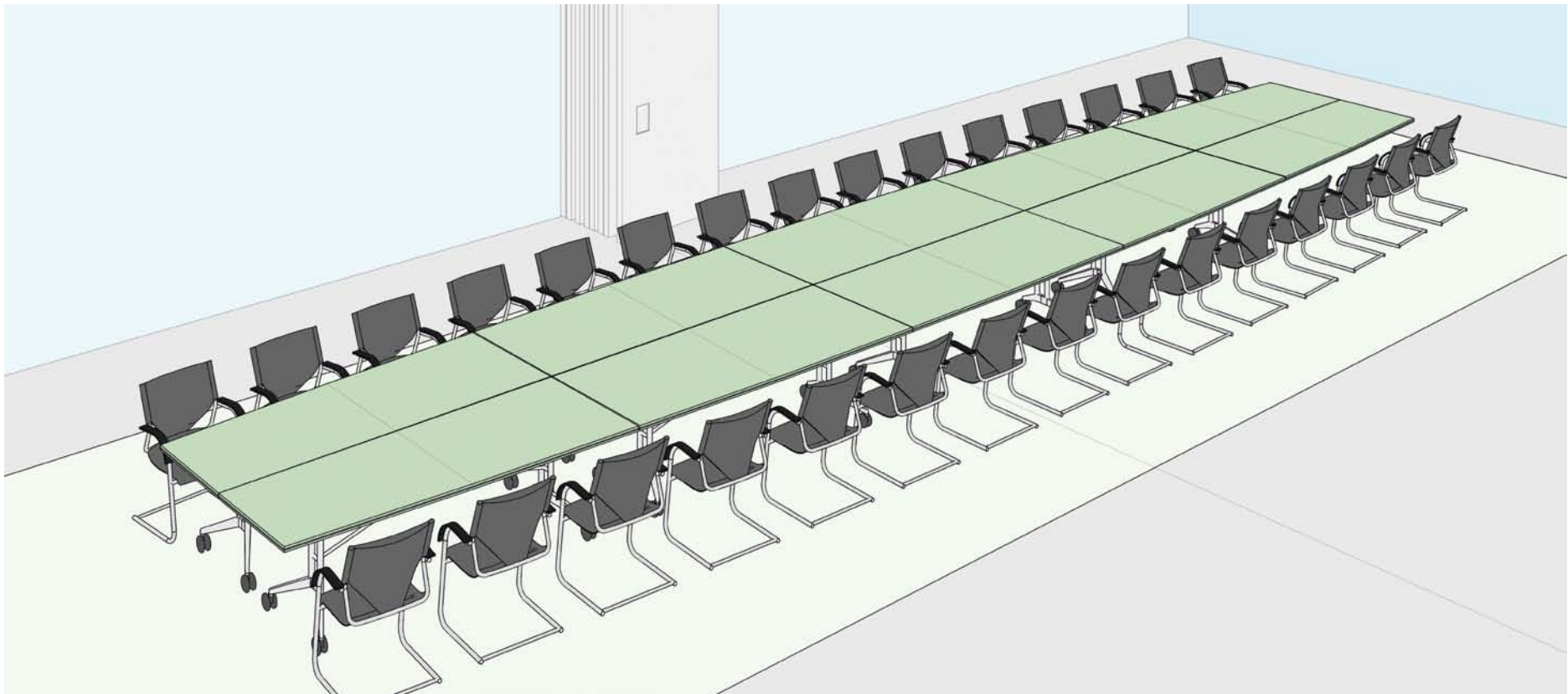
**Variable plenary sessions.** Large table systems can also be configured in different ways if the room can be partitioned. Consequently, smaller conference rooms are available between the plenary sessions. In this case, multi-media sockets integrated into the table tops are connected from segment to segment and can be used in rooms partitioned off too.



Palette table range with stackable ON cantilever chairs



**Multi-purpose event areas.** If the areas required for plenary sessions are furnished with mobile, foldable tables, the room can be converted for other purposes very quickly: for smaller conferences, for groups of tables for parties, for presentations with chairs set out in rows, or as an unfurnished event room.



Confair folding tables with stackable Modus cantilever chairs





## Surfaces.

The table's surface is what immediately stands out when you enter a conference room and sit at the table later on. And not just in terms of appearance, but also haptics. Because hands and forearms are often where skin contact occurs. Therefore choosing the right table surfaces is crucial. Key questions are: does the surface match your interior design concept? How sensitive is the surface to scratches or dirt? Are the table tops to stay the same, or be combined with others? And does it fit the usage concept?

Everything else is precision workmanship, especially if wood veneers are chosen. Only a fraction of the wood available is turned into veneers, of which only a tiny proportion meets Wilkhahn's quality standards. It is the wood's naturalness that makes it so fascinating. No tree trunk is like another. And it is this unique feature that makes the tables and table systems individual. Linoleum is also a very pleasant natural material that feels warm to the touch. It is also a very good base to write on. Laminate is the most robust surface, very hard and industrially made.

**Wood veneers.** Natural wood is a living material: in the way it looks and changes over the years. Sometimes more significantly and sometimes more subtly, depending on the type of wood and how light it is. If a more consistent look is preferred, stained surfaces or industrially produced veneer (e.g. mocha) are available.



11/80 Maple with natural finish



19/80 Ash with natural finish



14/80 Elm with natural finish



13/80 Beech with natural finish



16/80 Walnut with natural finish



15/80 Oak with natural finish



15/83 Oak, grey



18/00 Mocha



15/89 Oak, dark




19/99 Ash, black

**Linoleum.** The material consists of linseed oil and natural resin that is applied to a backing layer and protected with a matt-glossy lacquer. In terms of haptics, it is not just extremely pleasant, but is naturally anti-static too. Virtually no finger prints or dust stick to the surface. Over the years linoleum table tops gain a characteristic patina.



42/32 Beige




42/34 Sand grey



42/30 Dark brown




42/37 Grey



42/99 Black


**Laminate.** The material is made by bonding cellulose and décor paper layers, as well as resin, by applying heat and pressure. This produces an extremely tough surface that comes in a variety of different colours. Laminate is highly recommended for areas where the tables are subject to a lot of wear and tear because they are frequently moved around for example.



24/20 White




24/21 Beige




24/82 Sand grey




24/84 Grey



24/25 Ivory



24/88 Dark grey



24/99 Black



24/26 Cappuccino



## Edge shapes.

Just as table surfaces have an impact on the atmosphere, table edges influence the aesthetic appeal. Is the table system to look lightweight, or solid? Subtly curved, or with straight lines? Chamfered, straight and bullnose edges can be selected to co-ordinate with the table ranges. The table edges can be made from solid wood to match the veneer and bonded with the table in the best traditions of joinery.

Bullnose wooden edges with an integrated impact-resilient profile are another Wilkhahn speciality. They were developed for mobile tables, but also cut a dash in static systems. The elastic rubber profile makes the table tops look slender and also effectively protects the edges from damage. They match the veneer on wood surfaces. Natural wood edges give laminate or linoleum tables a more stylish look.



Palette.



Straight edge, table top 39 mm (1 1/2") thick



Bullnose edge, table top 39 mm (1 1/2") thick



Chamfered edge, table top 39 mm (1 1/2") thick

Timetable Shift.  
Timetable.  
Confair folding table.  
Logon.



Bullnose edge with black impact-resilient profile, table top 26 mm (1") thick



Bullnose edge, with white impact-resilient profile, table top 26 mm (1") thick

Timetable  
Smart.



Straight plastic edge, table top 25 mm (1") thick



## Logon.



Straight edge, table top 26 mm (1") thick



Bullnose edge, table top 26 mm (1") thick



Chamfered edge, table top 26 mm (1") thick

## Travis.



Straight edge, table top 26 mm (1") thick



Bullnose edge, table top 26 mm (1") thick



Chamfered edge, table top 26 mm (1") thick

## Concentra.



Straight edge, table-top thickness 19 mm ( $\frac{3}{4}$ " )



Straight edge, table-top thickness 19 mm ( $\frac{3}{4}$ " )



Glass top, thickness 10 mm ( $\frac{3}{8}$ " )

## Conversa.



Straight edge, table-top thickness 19 mm ( $\frac{3}{4}$ " )



Straight edge, table-top thickness 19 mm ( $\frac{3}{4}$ " )



Glass top, thickness 10 mm ( $\frac{3}{8}$ " )

Graph.



Edge symmetrically curved, table top thickness 26 mm (1")



Glass top, thickness 10 mm ( $\frac{3}{8}$ " )



Customised table system from the Palette range  
with perforated modesty panels

**Modesty panels.** All table ranges offer modesty panels for open table systems or rows of tables. Depending on the table shape, design concept and how much concealment is required, panels consist of profiled, or perforated metal, semi-transparent, covered frames, or veneered panels to match the surface.



Travis table range with profiled metal panel



Connected table rows from the Logon range with perforated modesty panels



Conversa table range, modesty panel covered with black fabric



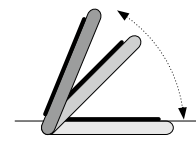
## Integrating multi-media equipment.

The way that the usage concept, aesthetic quality, innovative functionality and excellent materials are combined determine the quality and return-on-investment of conference facilities. The next question is how multi-media outlets, or even the hardware itself is integrated into the tables. Whether static table configurations, variable table systems, or mobile and dynamic solutions are required – the superb aesthetic and functional quality of the table ranges should also offer options for integrating state-of-the-art multi-media equipment.

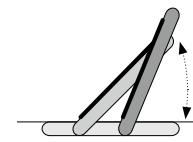
Depending on the requirement, Wilkhahn ranges can integrate everything into the tables that is required to use multi-media equipment: from the cable outlet to differently equipped techni-stations for plug-and-play solutions that open out, to integrating conference-call modules, microphones or retractable displays. Customised solutions are produced, where the multi-media equipment becomes an integral part of the table system and disappears again afterwards.



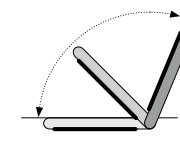
VERSIS 170



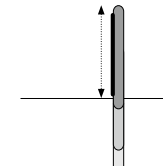
VERSIS 150:  
upwards-facing screen,  
retractable into the  
table surface, manual  
opening and closing.



VERSIS 170:  
upwards-facing screen,  
electrically retractable  
into the table surface




MODIS: electrically  
retractable monitor  
and keyboard



CONVERS: screen can  
be opened up and  
retracted vertically at  
the touch of a button.

**Screens.** If not everybody can look at one single screen, an effective option is to integrate screens into the tables. For example in round table configurations: people not facing the multi-media projection can then follow the presentations on screen at their tables. If the screens are not required, they disappear into the table and do not act as a barrier. In this case, different models cover all conceivable design and usage options: manually or electrically extendable, or folded down with the display facing upwards, or horizontally integrated into the table top with the back of the screen matching the table surface, or opened up vertically from the table top.



CONVERS



MODIS





Aluminium, clear anodised cable outlet



Cable tray for mounting underneath the table top.

**Cable management sets.** Options for cable management sets and outlets are just as varied. For horizontal management underneath the table, retractable cable baskets or channels are recommended that contain the components belonging to the equipment. They are easy to handle and join up thanks to slots at the sides. If just a few cables are required, cable trays are a practical alternative. Cables can be inserted vertically in the table legs, via external cable clamps or cable risers. If cables are to be inserted through the tabletop, there are outlets ranging from simple plastic to high-quality aluminium solutions, to sophisticated solid wood covers.



Cable basket and table leg with cable outlet.



Vertical cable riser with foot for connection to the floor.



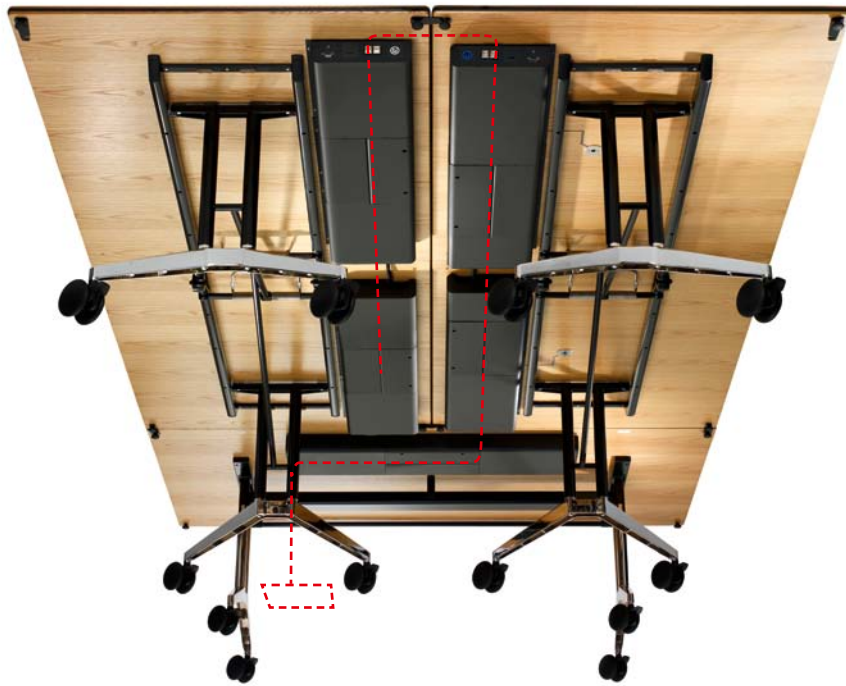
Retractable cable channels offer plenty of storage space and easy access to electrical components. Shown here in the Travis table range.



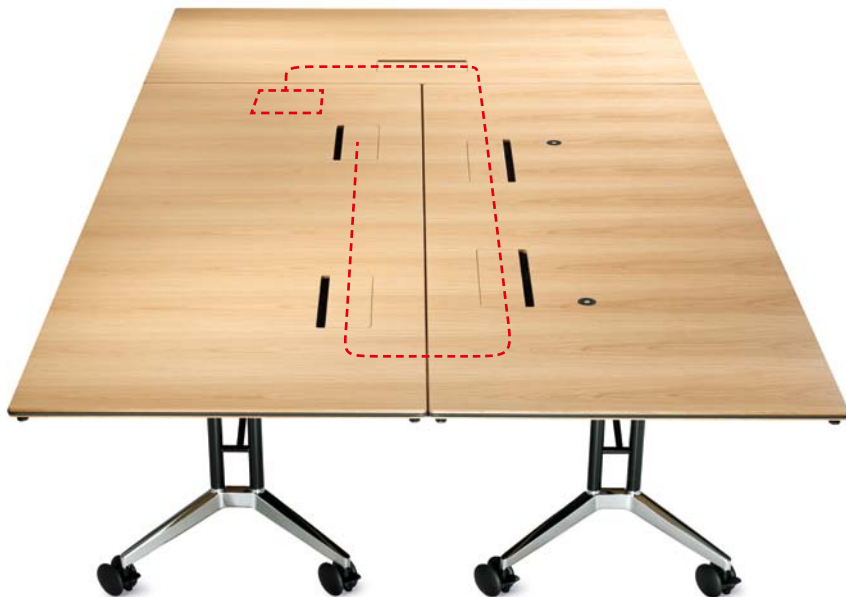
**Multi-media integration for mobile tables.** Wilkhahn is to date the first and only manufacturer worldwide to supply table ranges in a consistent design. The ranges consist of mobile tables in different designs, static tables and table configurations. Therefore, usage options can be configured for all different combinations and adapted swiftly without requiring any specially trained staff. And if required to include perfectly integrated multi-media outlets. Therefore rooms become very flexible in terms of usage. Enormous expenses can also be saved as regards facility management and carrying out installations in the building. At the same time, efficiency is also enhanced. Because participation in events is given a huge boost if digital information is provided for everyone to see.

If rooms are used for different numbers of people and backdrops, mobile foldable tables with integrated outlets, cable management sets and connection points are an amazingly simple solution that ticks all the boxes. Just unfold the table, link it with the cable harness and connect the equipment – and it is all systems go for the next conference. So attendees can assemble and connect up to 20 conference places fitted with multi-media equipment and in the layout required.





Easy to produce by anyone in a matter of minutes: two Confair folding tables (280 x 105 cm, 110 1/4" x 41 3/8"), a Timetable Shift (210 x 105 cm, 82 3/8" x 41 3/8") – and the stage is set for a multi-media conference for 12 to 14.



One single floor port is all that is required to supply the tables with USB ports, video, audio and network outlets, as well as the power supply. In addition to the outlets (which can be configured to suit preferences) is space for superfluous cables, power supply adapters and chargers underneath the table portals. An optional benefit: at the touch of a button, from each place a computer can be added as the data source for the projection.

Ingeniously, this method of integrating multi-media equipment does not restrict the functionality of the tables at all. Quite the contrary: folding, swivelling and stacking them is still possible. The modules can be folded down, so that the equipment is easy to access. An example of perfect industrial design – without any sharp edges or screws showing.





Integrated Techni-station Compact.



**Techni-stations and single table portals.** There is a choice of various solutions for integrating outlets into the top of the table. Compact, fitted modules, optionally available as a cable outlet or data and power outlet, are space-saving to integrate and ideal for round or square tables.

Pop-up or fold-out techni-stations with plug-and-play outlets are easy to handle, cables and adaptors also stay on top of the table in this case too. The range spans standard plastic configurations, to classy aluminium housings with modularly configurable combinations.

The high-quality single table portals harmonise especially well with the table. Even when equipment is connected, only a small strip is visible. The outlets are underneath the table, so that cables and chargers disappear easily.



Integrated Techni-station Rotate with frame and an opening mechanism at the touch of a button.



Techni-station Management, integrated flush with the table top, cover the same as the table surface.




Double table portal with cable network to fit power strips on both sides.




Single table portal opens lengthways (only in the Graph table range)





Integrated Techni-station Basic with frame.



Techni-station Comfort integrated flush with the table top.



Techni-station Management, integrated flush with the table top, cover the same as the table surface.



Single table portal with Techni-station Conference for up to seven slots to suit preferences with field for labelling.

Single table portal with power strip, cable basket and plenty of storage space.



Very attractive, exceptional workmanship: the closed single table portal that matches the grain of the veneer.

**Single table portals with Techni-station Conference.** First-class aesthetic, functional and technical perfection comes together when single table portals and the Techni-box Conference are connected. Similarly to the dynamic, multi-media conference solutions (page 62), the outlets and the channel form a solid unit. The size is exactly the same as the space cut out from the table, the outlets are supplied at the sides by a customised, lagged, black-fabric cable harness. This is either connected to the floor port, or the next system.

This high-quality integration of multi-media connections is not an end in itself. It cuts attendees' preparation time to a minimum, requires fewer IT personnel thanks to intuitive operation, is designed to adapt to user requirements and conceals any unwanted components. Because after all, people attending meetings should be concentrating on the content and not the equipment.




Enough space for small devices, for example chargers, adapters or connecting cable.



The ideal solution for microphones: just open the portal...



... slot in the microphone and point it upwards ...



... close the portal and switch on the microphone.



A large range of options: from the simple table portal with net suspended on the bottom...



... to integration flush with the surface of the Techni-station Executive than can be folded out hydraulically...



... to the square table leg (Palette range) that can be placed in a number of positions and is a perfect outlet too.





## Conference chairs and useful accessories.

The conference chairs have an impact on the aesthetic and symbolic appeal, the way attendees interact and room-usage potential. In traditional conferences, the chair also indicates the importance of a particular position. Backrest heights, seat widths and upholstery symbolise a person's seniority within the organisation. Surfaces and sizes of materials can convey transparency and dynamism, or tradition and consistency. Compared with four-legged chairs, swivel or lightweight chairs make it much easier to talk to the person sitting next to you. Swivel, lightweight or stackable chairs make handling easier and the room versatile to use.

Physical well-being is another key factor. Ergonomic seating offering supreme flexibility is increasingly important the longer a conference takes. If concentration is stretched to the max, then feeling uncomfortable is the last thing you need. At the same time, the level of comfort can have an impact on how long a meeting takes.

And useful accessories are also a must and need to be carefully chosen: trolleys to serve food or transport material, mobile devices to carry equipment, lecterns, flip charts and pinboards are often not in the quality that conference furnishings aim to convey.



ON®



ON®



ON®



ON®



ON®



FS-Line



FS-Line



FS-Line



Graph



Graph



Chassis



Ceno



Modus Compact



Modus Medium



Modus Executive



Modus Executive

**An overview of chairs and accessories.** Swivel, cantilever, four-legged, or skid-base chairs? Individual ones for the conference room, or obvious table ranges? In the end, the right solution depends on what you want to achieve. But all the models have one thing in common: they offer first-class quality, top design and fascinating functionality. We look forward to working with you.



Sito



Sito



230 range



230 range



180 range



180 range



180 range



Confair



Confair



Confair



Confair



Confair



Gravis

**Wilkhahn**

Wilkening + Hahne GmbH+Co. KG  
Fritz-Hahne-Straße 8  
31848 Bad Münder  
Germany  
Tel. + 49 (0) 5042 999-0  
Fax + 49 (0) 5042 999-226  
info@wilkhahn.de  
www.wilkhahn.de

North America  
New York, Chicago  
info@wilkhahn.com

Australia  
Sydney, Brisbane, Melbourne  
info@wilkhahn.com.au

Belgium, Antwerpen  
info@wilkhahn.be

China, Shanghai  
info@wilkhahn.com.cn

España, Madrid  
info@wilkhahn.es

France, Paris  
info@wilkhahn.fr

Great Britain, London  
info@wilkhahn.co.uk

Hong Kong  
info@wilkhahn.com.hk

Japan, Tokyo  
info@wilkhahn.co.jp

Malaysia, Kuala Lumpur  
info@wilkhahn.com.au

Nederland, Rotterdam  
info@wilkhahn.nl

New Zealand, Auckland  
info@wilkhahn.co.nz

Österreich, Wien  
info@wilkhahn.at

Schweiz, Bern  
info@wilkhahn.ch

Singapore  
info@wilkhahn.com.sg

South Africa, Johannesburg  
info@classicwl.co.za

United Arab Emirates, Dubai  
info@wilkhahn-me.com

